

# **TABELAS ESTATÍSTICAS**

**I. Distribuição Binomial**

**II. Distribuição de Poisson**

**III. Distribuição Normal**

**IV. Distribuição  $t$**

**V. Distribuição  $\chi^2$**

**VI. Distribuição  $F$**

**+**

**QUADROS**

TABELA I. Binomial Distribution Function

$$P(X \leq x; p) = \sum_{k=0}^x \frac{n!}{k!(n-k)!} p^k (1-p)^{n-k}$$

$$P(X \leq x; p) = P(X \geq n-x; 1-p) = 1 - P(X \leq n-x-1; 1-p)$$

n	x	p									
		0.05	0.10	0.15	0.20	0.25	0.30	0.35	0.40	0.45	0.50
2	0	0.9025	0.8100	0.7225	0.6400	0.5625	0.4900	0.4225	0.3600	0.3025	0.2500
	1	0.9975	0.9900	0.9775	0.9600	0.9375	0.9100	0.8775	0.8400	0.7975	0.7500
	2	1.0000	1.0000	1.0000	1.0000	1.0000	1.0000	1.0000	1.0000	1.0000	1.0000
3	0	0.8574	0.7290	0.6141	0.5120	0.4219	0.3430	0.2746	0.2160	0.1664	0.1250
	1	0.9928	0.9720	0.9392	0.8960	0.8438	0.7840	0.7182	0.6480	0.5748	0.5000
	2	0.9999	0.9990	0.9966	0.9920	0.9844	0.9730	0.9571	0.9360	0.9089	0.8750
	3	1.0000	1.0000	1.0000	1.0000	1.0000	1.0000	1.0000	1.0000	1.0000	1.0000
4	0	0.8145	0.6561	0.5220	0.4096	0.3164	0.2401	0.1785	0.1296	0.0915	0.0625
	1	0.9860	0.9477	0.8905	0.8192	0.7383	0.6517	0.5630	0.4752	0.3910	0.3125
	2	0.9995	0.9963	0.9880	0.9728	0.9492	0.9163	0.8735	0.8208	0.7585	0.6875
	3	1.0000	0.9999	0.9995	0.9984	0.9961	0.9919	0.9850	0.9744	0.9590	0.9375
	4	1.0000	1.0000	1.0000	1.0000	1.0000	1.0000	1.0000	1.0000	1.0000	1.0000
5	0	0.7738	0.5905	0.4437	0.3277	0.2373	0.1681	0.1160	0.0778	0.0503	0.0312
	1	0.9774	0.9185	0.8352	0.7373	0.6328	0.5282	0.4284	0.3370	0.2562	0.1875
	2	0.9988	0.9914	0.9734	0.9421	0.8965	0.8369	0.7648	0.6826	0.5931	0.5000
	3	1.0000	0.9995	0.9978	0.9933	0.9844	0.9692	0.9460	0.9130	0.8688	0.8125
	4	1.0000	1.0000	0.9999	0.9997	0.9990	0.9976	0.9947	0.9898	0.9815	0.9688
	5	1.0000	1.0000	1.0000	1.0000	1.0000	1.0000	1.0000	1.0000	1.0000	1.0000
6	0	0.7351	0.5314	0.3771	0.2621	0.1780	0.1176	0.0754	0.0467	0.0277	0.0156
	1	0.9672	0.8857	0.7765	0.6553	0.5339	0.4202	0.3191	0.2333	0.1636	0.1094
	2	0.9978	0.9842	0.9527	0.9011	0.8306	0.7443	0.6471	0.5443	0.4415	0.3438
	3	0.9999	0.9987	0.9941	0.9830	0.9624	0.9295	0.8826	0.8208	0.7447	0.6562
	4	1.0000	0.9999	0.9996	0.9984	0.9954	0.9891	0.9777	0.9590	0.9308	0.8906
	5	1.0000	1.0000	1.0000	0.9999	0.9998	0.9993	0.9982	0.9959	0.9917	0.9844
	6	1.0000	1.0000	1.0000	1.0000	1.0000	1.0000	1.0000	1.0000	1.0000	1.0000
7	0	0.6983	0.4783	0.3206	0.2097	0.1335	0.0824	0.0490	0.0280	0.0152	0.0078
	1	0.9556	0.8503	0.7166	0.5767	0.4449	0.3294	0.2338	0.1586	0.1024	0.0625
	2	0.9962	0.9743	0.9262	0.8520	0.7564	0.6471	0.5323	0.4199	0.3164	0.2266
	3	0.9998	0.9973	0.9879	0.9667	0.9294	0.8740	0.8002	0.7102	0.6083	0.5000
	4	1.0000	0.9998	0.9988	0.9953	0.9871	0.9712	0.9444	0.9037	0.8471	0.7734
	5	1.0000	1.0000	0.9999	0.9996	0.9987	0.9962	0.9910	0.9812	0.9643	0.9375
	6	1.0000	1.0000	1.0000	1.0000	0.9999	0.9998	0.9994	0.9984	0.9963	0.9922
	7	1.0000	1.0000	1.0000	1.0000	1.0000	1.0000	1.0000	1.0000	1.0000	1.0000

TABELA I. Binomial Distribution Function (continued)

n	x	p									
		0.05	0.10	0.15	0.20	0.25	0.30	0.35	0.40	0.45	0.50
8	0	0.6634	0.4305	0.2725	0.1678	0.1001	0.0576	0.0319	0.0168	0.0084	0.0039
	1	0.9428	0.8131	0.6572	0.5033	0.3671	0.2553	0.1691	0.1064	0.0632	0.0352
	2	0.9942	0.9619	0.8948	0.7969	0.6785	0.5518	0.4278	0.3154	0.2201	0.1445
	3	0.9996	0.9950	0.9786	0.9437	0.8862	0.8059	0.7064	0.5941	0.4770	0.3633
	4	1.0000	0.9996	0.9971	0.9896	0.9727	0.9420	0.8939	0.8263	0.7396	0.6367
	5	1.0000	1.0000	0.9998	0.9988	0.9958	0.9887	0.9747	0.9502	0.9115	0.8555
	6	1.0000	1.0000	1.0000	0.9999	0.9996	0.9987	0.9964	0.9915	0.9819	0.9648
	7	1.0000	1.0000	1.0000	1.0000	1.0000	0.9999	0.9998	0.9993	0.9983	0.9961
	8	1.0000	1.0000	1.0000	1.0000	1.0000	1.0000	1.0000	1.0000	1.0000	1.0000
9	0	0.6302	0.3874	0.2316	0.1342	0.0751	0.0404	0.0207	0.0101	0.0046	0.0020
	1	0.9288	0.7748	0.5995	0.4362	0.3003	0.1960	0.1211	0.0705	0.0385	0.0195
	2	0.9916	0.9470	0.8591	0.7382	0.6007	0.4628	0.3373	0.2318	0.1495	0.0898
	3	0.9994	0.9917	0.9661	0.9144	0.8343	0.7297	0.6089	0.4826	0.3614	0.2539
	4	1.0000	0.9991	0.9944	0.9804	0.9511	0.9012	0.8283	0.7334	0.6214	0.5000
	5	1.0000	0.9999	0.9994	0.9969	0.9900	0.9747	0.9464	0.9006	0.8342	0.7461
	6	1.0000	1.0000	1.0000	0.9997	0.9987	0.9957	0.9888	0.9750	0.9502	0.9102
	7	1.0000	1.0000	1.0000	1.0000	0.9999	0.9996	0.9986	0.9962	0.9909	0.9805
	8	1.0000	1.0000	1.0000	1.0000	1.0000	1.0000	0.9999	0.9997	0.9992	0.9980
9	1.0000	1.0000	1.0000	1.0000	1.0000	1.0000	1.0000	1.0000	1.0000	1.0000	
10	0	0.5987	0.3487	0.1969	0.1074	0.0563	0.0282	0.0135	0.0060	0.0025	0.0010
	1	0.9139	0.7361	0.5443	0.3758	0.2440	0.1493	0.0860	0.0464	0.0233	0.0107
	2	0.9885	0.9298	0.8202	0.6778	0.5256	0.3828	0.2616	0.1673	0.0996	0.0547
	3	0.9990	0.9872	0.9500	0.8791	0.7759	0.6496	0.5138	0.3823	0.2660	0.1719
	4	0.9999	0.9984	0.9901	0.9672	0.9219	0.8497	0.7515	0.6331	0.5044	0.3770
	5	1.0000	0.9999	0.9986	0.9936	0.9803	0.9527	0.9051	0.8338	0.7384	0.6230
	6	1.0000	1.0000	0.9999	0.9991	0.9965	0.9894	0.9740	0.9452	0.8980	0.8281
	7	1.0000	1.0000	1.0000	0.9999	0.9996	0.9984	0.9952	0.9877	0.9726	0.9453
	8	1.0000	1.0000	1.0000	1.0000	1.0000	0.9999	0.9995	0.9983	0.9955	0.9893
	9	1.0000	1.0000	1.0000	1.0000	1.0000	1.0000	1.0000	0.9999	0.9997	0.9990
	10	1.0000	1.0000	1.0000	1.0000	1.0000	1.0000	1.0000	1.0000	1.0000	1.0000
11	0	0.5688	0.3138	0.1673	0.0859	0.0422	0.0198	0.0088	0.0036	0.0014	0.0005
	1	0.8981	0.6974	0.4922	0.3221	0.1971	0.1130	0.0606	0.0302	0.0139	0.0059
	2	0.9848	0.9104	0.7788	0.6174	0.4552	0.3127	0.2001	0.1189	0.0652	0.0327
	3	0.9984	0.9815	0.9306	0.8389	0.7133	0.5696	0.4256	0.2963	0.1911	0.1133
	4	0.9999	0.9972	0.9841	0.9496	0.8854	0.7897	0.6683	0.5328	0.3971	0.2744
	5	1.0000	0.9997	0.9973	0.9883	0.9657	0.9218	0.8513	0.7535	0.6331	0.5000
	6	1.0000	1.0000	0.9997	0.9980	0.9924	0.9784	0.9499	0.9006	0.8262	0.7256
	7	1.0000	1.0000	1.0000	0.9998	0.9988	0.9957	0.9878	0.9707	0.9390	0.8867
	8	1.0000	1.0000	1.0000	1.0000	0.9999	0.9994	0.9980	0.9941	0.9852	0.9673
	9	1.0000	1.0000	1.0000	1.0000	1.0000	1.0000	0.9998	0.9993	0.9978	0.9941
	10	1.0000	1.0000	1.0000	1.0000	1.0000	1.0000	1.0000	1.0000	0.9998	0.9995
11	1.0000	1.0000	1.0000	1.0000	1.0000	1.0000	1.0000	1.0000	1.0000	1.0000	

TABELA I. Binomial Distribution Function (continued)

n	x	p									
		0.05	0.10	0.15	0.20	0.25	0.30	0.35	0.40	0.45	0.50
12	0	0.5404	0.2824	0.1422	0.0687	0.0317	0.0138	0.0057	0.0022	0.0008	0.0002
	1	0.8816	0.6590	0.4435	0.2749	0.1584	0.0850	0.0424	0.0196	0.0083	0.0032
	2	0.9804	0.8891	0.7358	0.5583	0.3907	0.2528	0.1513	0.0834	0.0421	0.0193
	3	0.9978	0.9744	0.9078	0.7946	0.6488	0.4925	0.3467	0.2253	0.1345	0.0730
	4	0.9998	0.9957	0.9761	0.9274	0.8424	0.7237	0.5833	0.4382	0.3044	0.1938
	5	1.0000	0.9995	0.9954	0.9806	0.9456	0.8822	0.7873	0.6652	0.5269	0.3872
	6	1.0000	0.9999	0.9993	0.9961	0.9857	0.9614	0.9154	0.8418	0.7393	0.6128
	7	1.0000	1.0000	0.9999	0.9994	0.9972	0.9905	0.9745	0.9427	0.8883	0.8062
	8	1.0000	1.0000	1.0000	0.9999	0.9996	0.9983	0.9944	0.9847	0.9644	0.9270
	9	1.0000	1.0000	1.0000	1.0000	1.0000	0.9998	0.9992	0.9972	0.9921	0.9807
	10	1.0000	1.0000	1.0000	1.0000	1.0000	1.0000	0.9999	0.9997	0.9989	0.9968
	11	1.0000	1.0000	1.0000	1.0000	1.0000	1.0000	1.0000	1.0000	0.9999	0.9998
	12	1.0000	1.0000	1.0000	1.0000	1.0000	1.0000	1.0000	1.0000	1.0000	1.0000
13	0	0.5133	0.2542	0.1209	0.0550	0.0238	0.0097	0.0037	0.0013	0.0004	0.0001
	1	0.8646	0.6213	0.3983	0.2336	0.1267	0.0637	0.0296	0.0126	0.0049	0.0017
	2	0.9755	0.8661	0.6920	0.5017	0.3326	0.2025	0.1132	0.0579	0.0269	0.0112
	3	0.9969	0.9658	0.8820	0.7473	0.5843	0.4206	0.2783	0.1686	0.0929	0.0461
	4	0.9997	0.9935	0.9658	0.9009	0.7940	0.6543	0.5005	0.3530	0.2279	0.1334
	5	1.0000	0.9991	0.9924	0.9700	0.9198	0.8346	0.7159	0.5744	0.4268	0.2905
	6	1.0000	0.9999	0.9987	0.9930	0.9757	0.9376	0.8705	0.7712	0.6437	0.5000
	7	1.0000	1.0000	0.9998	0.9988	0.9944	0.9818	0.9538	0.9023	0.8212	0.7095
	8	1.0000	1.0000	1.0000	0.9998	0.9990	0.9960	0.9874	0.9679	0.9302	0.8666
	9	1.0000	1.0000	1.0000	1.0000	0.9999	0.9993	0.9975	0.9922	0.9797	0.9539
	10	1.0000	1.0000	1.0000	1.0000	1.0000	0.9999	0.9997	0.9987	0.9959	0.9888
	11	1.0000	1.0000	1.0000	1.0000	1.0000	1.0000	1.0000	0.9999	0.9995	0.9983
	12	1.0000	1.0000	1.0000	1.0000	1.0000	1.0000	1.0000	1.0000	1.0000	0.9999
13	1.0000	1.0000	1.0000	1.0000	1.0000	1.0000	1.0000	1.0000	1.0000	1.0000	
14	0	0.4877	0.2288	0.1028	0.0440	0.0178	0.0068	0.0024	0.0008	0.0002	0.0001
	1	0.8470	0.5846	0.3567	0.1979	0.1010	0.0475	0.0205	0.0081	0.0029	0.0009
	2	0.9699	0.8416	0.6479	0.4481	0.2811	0.1608	0.0839	0.0398	0.0170	0.0065
	3	0.9958	0.9559	0.8535	0.6982	0.5213	0.3552	0.2205	0.1243	0.0632	0.0287
	4	0.9996	0.9908	0.9533	0.8702	0.7415	0.5842	0.4227	0.2793	0.1672	0.0898
	5	1.0000	0.9985	0.9885	0.9561	0.8883	0.7805	0.6405	0.4859	0.3373	0.2120
	6	1.0000	0.9998	0.9978	0.9884	0.9617	0.9067	0.8164	0.6925	0.5461	0.3953
	7	1.0000	1.0000	0.9997	0.9976	0.9897	0.9685	0.9247	0.8499	0.7414	0.6047
	8	1.0000	1.0000	1.0000	0.9996	0.9978	0.9917	0.9757	0.9417	0.8811	0.7880
	9	1.0000	1.0000	1.0000	1.0000	0.9997	0.9983	0.9940	0.9825	0.9574	0.9102
	10	1.0000	1.0000	1.0000	1.0000	1.0000	0.9998	0.9989	0.9961	0.9886	0.9713
	11	1.0000	1.0000	1.0000	1.0000	1.0000	1.0000	0.9999	0.9994	0.9978	0.9935
	12	1.0000	1.0000	1.0000	1.0000	1.0000	1.0000	1.0000	0.9999	0.9997	0.9991
	13	1.0000	1.0000	1.0000	1.0000	1.0000	1.0000	1.0000	1.0000	1.0000	0.9999
14	1.0000	1.0000	1.0000	1.0000	1.0000	1.0000	1.0000	1.0000	1.0000	1.0000	

TABELA I. Binomial Distribution Function (continued)

n	x	p									
		0.05	0.10	0.15	0.20	0.25	0.30	0.35	0.40	0.45	0.50
15	0	0.4633	0.2059	0.0874	0.0352	0.0134	0.0047	0.0016	0.0005	0.0001	0.0000
	1	0.8290	0.5490	0.3186	0.1671	0.0802	0.0353	0.0142	0.0052	0.0017	0.0005
	2	0.9638	0.8159	0.6042	0.3980	0.2361	0.1268	0.0617	0.0271	0.0107	0.0037
	3	0.9945	0.9444	0.8227	0.6482	0.4613	0.2969	0.1727	0.0905	0.0424	0.0176
	4	0.9994	0.9873	0.9383	0.8358	0.6865	0.5155	0.3519	0.2173	0.1204	0.0592
	5	0.9999	0.9978	0.9832	0.9389	0.8516	0.7216	0.5643	0.4032	0.2608	0.1509
	6	1.0000	0.9997	0.9964	0.9819	0.9434	0.8689	0.7548	0.6098	0.4522	0.3036
	7	1.0000	1.0000	0.9994	0.9958	0.9827	0.9500	0.8868	0.7869	0.6535	0.5000
	8	1.0000	1.0000	0.9999	0.9992	0.9958	0.9848	0.9578	0.9050	0.8182	0.6964
	9	1.0000	1.0000	1.0000	0.9999	0.9992	0.9963	0.9876	0.9662	0.9231	0.8491
	10	1.0000	1.0000	1.0000	1.0000	0.9999	0.9993	0.9972	0.9907	0.9745	0.9408
	11	1.0000	1.0000	1.0000	1.0000	1.0000	0.9999	0.9995	0.9981	0.9937	0.9824
	12	1.0000	1.0000	1.0000	1.0000	1.0000	1.0000	0.9999	0.9997	0.9989	0.9963
	13	1.0000	1.0000	1.0000	1.0000	1.0000	1.0000	1.0000	1.0000	0.9999	0.9995
	14	1.0000	1.0000	1.0000	1.0000	1.0000	1.0000	1.0000	1.0000	1.0000	1.0000
15	1.0000	1.0000	1.0000	1.0000	1.0000	1.0000	1.0000	1.0000	1.0000	1.0000	
16	0	0.4401	0.1853	0.0743	0.0281	0.0100	0.0033	0.0010	0.0003	0.0001	0.0000
	1	0.8108	0.5147	0.2839	0.1407	0.0635	0.0261	0.0098	0.0033	0.0010	0.0003
	2	0.9571	0.7892	0.5614	0.3518	0.1971	0.0994	0.0451	0.0183	0.0066	0.0021
	3	0.9930	0.9316	0.7899	0.5981	0.4050	0.2459	0.1339	0.0651	0.0281	0.0106
	4	0.9991	0.9830	0.9209	0.7982	0.6302	0.4499	0.2892	0.1666	0.0853	0.0384
	5	0.9999	0.9967	0.9765	0.9183	0.8103	0.6598	0.4900	0.3288	0.1976	0.1051
	6	1.0000	0.9995	0.9944	0.9733	0.9204	0.8247	0.6881	0.5272	0.3660	0.2272
	7	1.0000	0.9999	0.9989	0.9930	0.9729	0.9256	0.8406	0.7161	0.5629	0.4018
	8	1.0000	1.0000	0.9998	0.9985	0.9925	0.9743	0.9329	0.8577	0.7441	0.5982
	9	1.0000	1.0000	1.0000	0.9998	0.9984	0.9929	0.9771	0.9417	0.8759	0.7728
	10	1.0000	1.0000	1.0000	1.0000	0.9997	0.9984	0.9938	0.9809	0.9514	0.8949
	11	1.0000	1.0000	1.0000	1.0000	1.0000	0.9997	0.9987	0.9951	0.9851	0.9616
	12	1.0000	1.0000	1.0000	1.0000	1.0000	1.0000	0.9998	0.9991	0.9965	0.9894
	13	1.0000	1.0000	1.0000	1.0000	1.0000	1.0000	1.0000	0.9999	0.9994	0.9979
	14	1.0000	1.0000	1.0000	1.0000	1.0000	1.0000	1.0000	1.0000	1.0000	0.9997
	15	1.0000	1.0000	1.0000	1.0000	1.0000	1.0000	1.0000	1.0000	1.0000	1.0000
16	1.0000	1.0000	1.0000	1.0000	1.0000	1.0000	1.0000	1.0000	1.0000	1.0000	
17	0	0.4181	0.1668	0.0631	0.0225	0.0075	0.0023	0.0007	0.0002	0.0000	0.0000
	1	0.7922	0.4818	0.2525	0.1182	0.0501	0.0193	0.0067	0.0021	0.0006	0.0001
	2	0.9497	0.7618	0.5198	0.3096	0.1637	0.0774	0.0327	0.0123	0.0041	0.0012
	3	0.9912	0.9174	0.7556	0.5489	0.3530	0.2019	0.1028	0.0464	0.0184	0.0063
	4	0.9988	0.9779	0.9013	0.7582	0.5739	0.3887	0.2348	0.1260	0.0596	0.0245
	5	0.9999	0.9953	0.9681	0.8943	0.7653	0.5968	0.4197	0.2639	0.1471	0.0717
	6	1.0000	0.9992	0.9917	0.9623	0.8929	0.7752	0.6188	0.4478	0.2902	0.1662
	7	1.0000	0.9999	0.9983	0.9891	0.9598	0.8954	0.7872	0.6405	0.4743	0.3145
	8	1.0000	1.0000	0.9997	0.9974	0.9876	0.9597	0.9006	0.8011	0.6626	0.5000
9	1.0000	1.0000	1.0000	0.9995	0.9969	0.9873	0.9617	0.9081	0.8166	0.6855	

TABELA I. Binomial Distribution Function (continued)

n	x	p									
		0.05	0.10	0.15	0.20	0.25	0.30	0.35	0.40	0.45	0.50
10		1.0000	1.0000	1.0000	0.9999	0.9994	0.9968	0.9880	0.9652	0.9174	0.8338
11		1.0000	1.0000	1.0000	1.0000	0.9999	0.9993	0.9970	0.9894	0.9699	0.9283
12		1.0000	1.0000	1.0000	1.0000	1.0000	0.9999	0.9994	0.9975	0.9914	0.9755
13		1.0000	1.0000	1.0000	1.0000	1.0000	1.0000	0.9999	0.9995	0.9981	0.9936
14		1.0000	1.0000	1.0000	1.0000	1.0000	1.0000	1.0000	0.9999	0.9997	0.9988
15		1.0000	1.0000	1.0000	1.0000	1.0000	1.0000	1.0000	1.0000	1.0000	0.9999
16		1.0000	1.0000	1.0000	1.0000	1.0000	1.0000	1.0000	1.0000	1.0000	1.0000
18	0	0.3972	0.1501	0.0536	0.0180	0.0056	0.0016	0.0004	0.0001	0.0000	0.0000
	1	0.7735	0.4503	0.2241	0.0991	0.0395	0.0142	0.0046	0.0013	0.0003	0.0001
	2	0.9419	0.7338	0.4797	0.2713	0.1353	0.0600	0.0236	0.0082	0.0025	0.0007
	3	0.9891	0.9018	0.7202	0.5010	0.3057	0.1646	0.0783	0.0328	0.0120	0.0038
	4	0.9985	0.9718	0.8794	0.7164	0.5187	0.3327	0.1886	0.0942	0.0411	0.0154
	5	0.9998	0.9936	0.9581	0.8671	0.7175	0.5344	0.3550	0.2088	0.1077	0.0481
	6	1.0000	0.9988	0.9882	0.9487	0.8610	0.7217	0.5491	0.3743	0.2258	0.1189
	7	1.0000	0.9998	0.9973	0.9837	0.9431	0.8593	0.7283	0.5634	0.3915	0.2403
	8	1.0000	1.0000	0.9995	0.9957	0.9807	0.9404	0.8609	0.7368	0.5778	0.4073
	9	1.0000	1.0000	0.9999	0.9991	0.9946	0.9790	0.9403	0.8653	0.7473	0.5927
	10	1.0000	1.0000	1.0000	0.9998	0.9988	0.9939	0.9788	0.9424	0.8720	0.7597
	11	1.0000	1.0000	1.0000	1.0000	0.9998	0.9986	0.9938	0.9797	0.9463	0.8811
	12	1.0000	1.0000	1.0000	1.0000	1.0000	0.9997	0.9986	0.9942	0.9817	0.9519
	13	1.0000	1.0000	1.0000	1.0000	1.0000	1.0000	0.9997	0.9987	0.9951	0.9846
	14	1.0000	1.0000	1.0000	1.0000	1.0000	1.0000	1.0000	0.9998	0.9990	0.9962
	15	1.0000	1.0000	1.0000	1.0000	1.0000	1.0000	1.0000	1.0000	0.9999	0.9993
	16	1.0000	1.0000	1.0000	1.0000	1.0000	1.0000	1.0000	1.0000	1.0000	0.9999
19	0	0.3774	0.1351	0.0456	0.0144	0.0042	0.0011	0.0003	0.0001	0.0000	0.0000
	1	0.7547	0.4203	0.1985	0.0829	0.0310	0.0104	0.0031	0.0008	0.0002	0.0000
	2	0.9335	0.7054	0.4413	0.2369	0.1113	0.0462	0.0170	0.0055	0.0015	0.0004
	3	0.9868	0.8850	0.6841	0.4551	0.2630	0.1332	0.0591	0.0230	0.0077	0.0022
	4	0.9980	0.9648	0.8556	0.6733	0.4654	0.2822	0.1500	0.0696	0.0280	0.0096
	5	0.9998	0.9914	0.9463	0.8369	0.6678	0.4739	0.2968	0.1629	0.0777	0.0318
	6	1.0000	0.9983	0.9837	0.9324	0.8251	0.6655	0.4812	0.3081	0.1727	0.0835
	7	1.0000	0.9997	0.9959	0.9767	0.9225	0.8180	0.6656	0.4878	0.3169	0.1796
	8	1.0000	1.0000	0.9992	0.9933	0.9713	0.9161	0.8145	0.6675	0.4940	0.3238
	9	1.0000	1.0000	0.9999	0.9984	0.9911	0.9674	0.9125	0.8139	0.6710	0.5000
	10	1.0000	1.0000	1.0000	0.9997	0.9977	0.9895	0.9653	0.9115	0.8159	0.6762
	11	1.0000	1.0000	1.0000	1.0000	0.9995	0.9972	0.9886	0.9648	0.9129	0.8204
	12	1.0000	1.0000	1.0000	1.0000	0.9999	0.9994	0.9969	0.9884	0.9658	0.9165
	13	1.0000	1.0000	1.0000	1.0000	1.0000	0.9999	0.9993	0.9969	0.9891	0.9682
	14	1.0000	1.0000	1.0000	1.0000	1.0000	1.0000	0.9999	0.9994	0.9972	0.9904
	15	1.0000	1.0000	1.0000	1.0000	1.0000	1.0000	1.0000	0.9999	0.9995	0.9978
	16	1.0000	1.0000	1.0000	1.0000	1.0000	1.0000	1.0000	1.0000	0.9999	0.9996
	17	1.0000	1.0000	1.0000	1.0000	1.0000	1.0000	1.0000	1.0000	1.0000	1.0000



TABELA I. Binomial Distribution Function (continued)

n	x	p									
		0.05	0.10	0.15	0.20	0.25	0.30	0.35	0.40	0.45	0.50
20	0	0.3585	0.1216	0.0388	0.0115	0.0032	0.0008	0.0002	0.0000	0.0000	0.0000
	1	0.7358	0.3917	0.1756	0.0692	0.0243	0.0076	0.0021	0.0005	0.0001	0.0000
	2	0.9245	0.6769	0.4049	0.2061	0.0913	0.0355	0.0121	0.0036	0.0009	0.0002
	3	0.9841	0.8670	0.6477	0.4114	0.2252	0.1071	0.0444	0.0160	0.0049	0.0013
	4	0.9974	0.9568	0.8298	0.6296	0.4148	0.2375	0.1182	0.0510	0.0189	0.0059
	5	0.9997	0.9887	0.9327	0.8042	0.6172	0.4164	0.2454	0.1256	0.0553	0.0207
	6	1.0000	0.9976	0.9781	0.9133	0.7858	0.6080	0.4166	0.2500	0.1299	0.0577
	7	1.0000	0.9996	0.9941	0.9679	0.8982	0.7723	0.6010	0.4159	0.2520	0.1316
	8	1.0000	0.9999	0.9987	0.9900	0.9591	0.8867	0.7624	0.5956	0.4143	0.2517
	9	1.0000	1.0000	0.9998	0.9974	0.9861	0.9520	0.8782	0.7553	0.5914	0.4119
	10	1.0000	1.0000	1.0000	0.9994	0.9961	0.9829	0.9468	0.8725	0.7507	0.5881
	11	1.0000	1.0000	1.0000	0.9999	0.9991	0.9949	0.9804	0.9435	0.8692	0.7483
	12	1.0000	1.0000	1.0000	1.0000	0.9998	0.9987	0.9940	0.9790	0.9420	0.8684
	13	1.0000	1.0000	1.0000	1.0000	1.0000	0.9997	0.9985	0.9935	0.9786	0.9423
	14	1.0000	1.0000	1.0000	1.0000	1.0000	1.0000	0.9997	0.9984	0.9936	0.9793
	15	1.0000	1.0000	1.0000	1.0000	1.0000	1.0000	1.0000	0.9997	0.9985	0.9941
	16	1.0000	1.0000	1.0000	1.0000	1.0000	1.0000	1.0000	1.0000	0.9997	0.9987
	17	1.0000	1.0000	1.0000	1.0000	1.0000	1.0000	1.0000	1.0000	1.0000	0.9998
	18	1.0000	1.0000	1.0000	1.0000	1.0000	1.0000	1.0000	1.0000	1.0000	1.0000

Statistical Tables

TABELA II. Poisson Distribution Function

$$P(X \leq x) = \sum_{k=0}^x \frac{\lambda^k e^{-\lambda}}{k!}$$

x	$\lambda = E(X)$									
	0.1	0.2	0.3	0.4	0.5	0.6	0.7	0.8	0.9	1.0
0	0.905	0.819	0.741	0.670	0.607	0.549	0.497	0.449	0.407	0.368
1	0.995	0.982	0.963	0.938	0.910	0.878	0.844	0.809	0.772	0.736
2	1.000	0.999	0.996	0.992	0.986	0.977	0.966	0.953	0.937	0.920
3	1.000	1.000	1.000	0.999	0.998	0.997	0.994	0.991	0.987	0.981
4	1.000	1.000	1.000	1.000	1.000	1.000	0.999	0.999	0.998	0.996
5	1.000	1.000	1.000	1.000	1.000	1.000	1.000	1.000	1.000	0.999
6	1.000	1.000	1.000	1.000	1.000	1.000	1.000	1.000	1.000	1.000

x	1.1	1.2	1.3	1.4	1.5	1.6	1.7	1.8	1.9	2.0
0	0.333	0.301	0.273	0.247	0.223	0.202	0.183	0.165	0.150	0.135
1	0.699	0.663	0.627	0.592	0.558	0.525	0.493	0.463	0.434	0.406
2	0.900	0.879	0.857	0.833	0.809	0.783	0.757	0.731	0.704	0.677
3	0.974	0.966	0.957	0.946	0.934	0.921	0.907	0.891	0.875	0.857
4	0.995	0.992	0.989	0.986	0.981	0.976	0.970	0.964	0.956	0.947
5	0.999	0.998	0.998	0.997	0.996	0.994	0.992	0.990	0.987	0.983
6	1.000	1.000	1.000	0.999	0.999	0.999	0.998	0.997	0.997	0.995
7	1.000	1.000	1.000	1.000	1.000	1.000	1.000	0.999	0.999	0.999
8	1.000	1.000	1.000	1.000	1.000	1.000	1.000	1.000	1.000	1.000

x	2.2	2.4	2.6	2.8	3.0	3.2	3.4	3.6	3.8	4.0
0	0.111	0.091	0.074	0.061	0.050	0.041	0.033	0.027	0.022	0.018
1	0.355	0.308	0.267	0.231	0.199	0.171	0.147	0.126	0.107	0.092
2	0.623	0.570	0.518	0.469	0.423	0.380	0.340	0.303	0.269	0.238
3	0.819	0.779	0.736	0.692	0.647	0.603	0.558	0.515	0.473	0.433
4	0.928	0.904	0.877	0.848	0.815	0.781	0.744	0.706	0.668	0.629
5	0.975	0.964	0.951	0.935	0.916	0.895	0.871	0.844	0.816	0.785
6	0.993	0.988	0.983	0.976	0.966	0.955	0.942	0.927	0.909	0.889
7	0.998	0.997	0.995	0.992	0.988	0.983	0.977	0.969	0.960	0.949
8	1.000	0.999	0.999	0.998	0.996	0.994	0.992	0.988	0.984	0.979
9	1.000	1.000	1.000	0.999	0.999	0.998	0.997	0.996	0.994	0.992
10	1.000	1.000	1.000	1.000	1.000	1.000	0.999	0.999	0.998	0.997
11	1.000	1.000	1.000	1.000	1.000	1.000	1.000	1.000	0.999	0.999
12	1.000	1.000	1.000	1.000	1.000	1.000	1.000	1.000	1.000	1.000



TABELA II. Poisson Distribution Function (continued)

x	$\lambda = E(X)$									
	4.2	4.4	4.6	4.8	5.0	5.2	5.4	5.6	5.8	6.0
0	0.015	0.012	0.010	0.008	0.007	0.006	0.005	0.004	0.003	0.002
1	0.078	0.066	0.056	0.048	0.040	0.034	0.029	0.024	0.021	0.017
2	0.210	0.185	0.163	0.143	0.125	0.109	0.095	0.082	0.072	0.062
3	0.395	0.359	0.326	0.294	0.265	0.238	0.213	0.191	0.170	0.151
4	0.590	0.551	0.513	0.476	0.440	0.406	0.373	0.342	0.313	0.285
5	0.753	0.720	0.686	0.651	0.616	0.581	0.546	0.512	0.478	0.446
6	0.867	0.844	0.818	0.791	0.762	0.732	0.702	0.670	0.638	0.606
7	0.936	0.921	0.905	0.887	0.867	0.845	0.822	0.797	0.771	0.744
8	0.972	0.964	0.955	0.944	0.932	0.918	0.903	0.886	0.867	0.847
9	0.989	0.985	0.980	0.975	0.968	0.960	0.951	0.941	0.929	0.916
10	0.996	0.994	0.992	0.990	0.986	0.982	0.977	0.972	0.965	0.957
11	0.999	0.998	0.997	0.996	0.995	0.993	0.990	0.988	0.984	0.980
12	1.000	0.999	0.999	0.999	0.998	0.997	0.996	0.995	0.993	0.991
13	1.000	1.000	1.000	1.000	0.999	0.999	0.999	0.998	0.997	0.996
14	1.000	1.000	1.000	1.000	1.000	1.000	0.999	0.999	0.999	0.999
15	1.000	1.000	1.000	1.000	1.000	1.000	1.000	1.000	1.000	0.999
16	1.000	1.000	1.000	1.000	1.000	1.000	1.000	1.000	1.000	1.000

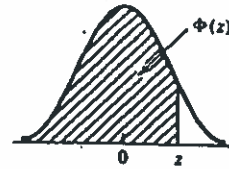
x	6.5	7.0	7.5	8.0	8.5	9.0	9.5	10.0	11.0	12.0
0	0.002	0.001	0.001	0.000	0.000	0.000	0.000	0.000	0.000	0.000
1	0.011	0.007	0.005	0.003	0.002	0.001	0.001	0.000	0.000	0.000
2	0.043	0.030	0.020	0.014	0.009	0.006	0.004	0.003	0.001	0.001
3	0.112	0.082	0.059	0.042	0.030	0.021	0.015	0.010	0.005	0.002
4	0.224	0.173	0.132	0.100	0.074	0.055	0.040	0.029	0.015	0.008
5	0.369	0.301	0.241	0.191	0.150	0.116	0.089	0.067	0.038	0.020
6	0.527	0.450	0.378	0.313	0.256	0.207	0.165	0.130	0.079	0.046
7	0.673	0.599	0.525	0.453	0.386	0.324	0.269	0.220	0.143	0.090
8	0.792	0.729	0.662	0.593	0.523	0.456	0.392	0.333	0.232	0.155
9	0.877	0.830	0.776	0.717	0.653	0.587	0.522	0.458	0.341	0.242
10	0.933	0.901	0.862	0.816	0.763	0.706	0.645	0.583	0.460	0.347
11	0.966	0.947	0.921	0.888	0.849	0.803	0.752	0.697	0.579	0.462
12	0.984	0.973	0.957	0.936	0.909	0.876	0.836	0.792	0.689	0.576
13	0.993	0.987	0.978	0.966	0.949	0.926	0.898	0.864	0.781	0.682
14	0.997	0.994	0.990	0.983	0.973	0.959	0.940	0.917	0.854	0.772
15	0.999	0.998	0.995	0.992	0.986	0.978	0.967	0.951	0.907	0.844
16	1.000	0.999	0.998	0.996	0.993	0.989	0.982	0.973	0.944	0.899
17	1.000	1.000	0.999	0.998	0.997	0.995	0.991	0.986	0.968	0.937
18	1.000	1.000	1.000	0.999	0.999	0.998	0.996	0.993	0.982	0.963
19	1.000	1.000	1.000	1.000	0.999	0.999	0.998	0.997	0.991	0.979
20	1.000	1.000	1.000	1.000	1.000	1.000	0.999	0.998	0.995	0.988
21	1.000	1.000	1.000	1.000	1.000	1.000	1.000	0.999	0.998	0.994
22	1.000	1.000	1.000	1.000	1.000	1.000	1.000	1.000	0.999	0.997
23	1.000	1.000	1.000	1.000	1.000	1.000	1.000	1.000	1.000	0.999

Statistical Tables

TABELA III Standard Normal Distribution Function

$$P(Z \leq z) = \Phi(z) = \int_{-\infty}^z \frac{1}{\sqrt{2\pi}} e^{-w^2/2} dw$$

$$\Phi(-z) = 1 - \Phi(z)$$



z	0.00	0.01	0.02	0.03	0.04	0.05	0.06	0.07	0.08	0.09
0.0	0.5000	0.5040	0.5080	0.5120	0.5160	0.5199	0.5239	0.5279	0.5319	0.5359
0.1	0.5398	0.5438	0.5478	0.5517	0.5557	0.5596	0.5636	0.5675	0.5714	0.5753
0.2	0.5793	0.5832	0.5871	0.5910	0.5948	0.5987	0.6026	0.6064	0.6103	0.6141
0.3	0.6179	0.6217	0.6255	0.6293	0.6331	0.6368	0.6406	0.6443	0.6480	0.6517
0.4	0.6554	0.6591	0.6628	0.6664	0.6700	0.6736	0.6772	0.6808	0.6844	0.6879
0.5	0.6915	0.6950	0.6985	0.7019	0.7054	0.7088	0.7123	0.7157	0.7190	0.7224
0.6	0.7257	0.7291	0.7324	0.7357	0.7389	0.7422	0.7454	0.7486	0.7517	0.7549
0.7	0.7580	0.7611	0.7642	0.7673	0.7703	0.7734	0.7764	0.7794	0.7823	0.7852
0.8	0.7881	0.7910	0.7939	0.7967	0.7995	0.8023	0.8051	0.8078	0.8106	0.8133
0.9	0.8159	0.8186	0.8212	0.8238	0.8264	0.8289	0.8315	0.8340	0.8365	0.8389
1.0	0.8413	0.8438	0.8461	0.8485	0.8508	0.8531	0.8554	0.8577	0.8599	0.8621
1.1	0.8643	0.8665	0.8686	0.8708	0.8729	0.8749	0.8770	0.8790	0.8810	0.8830
1.2	0.8849	0.8869	0.8888	0.8907	0.8925	0.8944	0.8962	0.8980	0.8997	0.9015
1.3	0.9032	0.9049	0.9066	0.9082	0.9099	0.9115	0.9131	0.9147	0.9162	0.9177
1.4	0.9192	0.9207	0.9222	0.9236	0.9251	0.9265	0.9279	0.9292	0.9306	0.9319
1.5	0.9332	0.9345	0.9357	0.9370	0.9382	0.9394	0.9406	0.9418	0.9429	0.9441
1.6	0.9452	0.9463	0.9474	0.9484	0.9495	0.9505	0.9515	0.9525	0.9535	0.9545
1.7	0.9554	0.9564	0.9573	0.9582	0.9591	0.9599	0.9608	0.9616	0.9625	0.9633
1.8	0.9641	0.9649	0.9656	0.9664	0.9671	0.9678	0.9686	0.9693	0.9699	0.9706
1.9	0.9713	0.9719	0.9726	0.9732	0.9738	0.9744	0.9750	0.9756	0.9761	0.9767
2.0	0.9772	0.9778	0.9783	0.9788	0.9793	0.9798	0.9803	0.9808	0.9812	0.9817
2.1	0.9821	0.9826	0.9830	0.9834	0.9838	0.9842	0.9846	0.9850	0.9854	0.9857
2.2	0.9861	0.9864	0.9868	0.9871	0.9875	0.9878	0.9881	0.9884	0.9887	0.9890
2.3	0.9893	0.9896	0.9898	0.9901	0.9904	0.9906	0.9909	0.9911	0.9913	0.9916
2.4	0.9918	0.9920	0.9922	0.9925	0.9927	0.9929	0.9931	0.9932	0.9934	0.9936
2.5	0.9938	0.9940	0.9941	0.9943	0.9945	0.9946	0.9948	0.9949	0.9951	0.9952
2.6	0.9953	0.9955	0.9956	0.9957	0.9959	0.9960	0.9961	0.9962	0.9963	0.9964
2.7	0.9965	0.9966	0.9967	0.9968	0.9969	0.9970	0.9971	0.9972	0.9973	0.9974
2.8	0.9974	0.9975	0.9976	0.9977	0.9977	0.9978	0.9979	0.9979	0.9980	0.9981
2.9	0.9981	0.9982	0.9982	0.9983	0.9984	0.9984	0.9985	0.9985	0.9986	0.9986
3.0	0.9987	0.9987	0.9987	0.9988	0.9988	0.9989	0.9989	0.9989	0.9990	0.9990

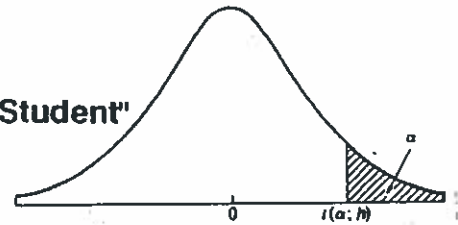
Selected Upper Percentage Points

Tail probability, $\alpha$	0.100	0.050	0.025	0.010	0.005
Upper percentage point, $z(\alpha)$	1.282	1.645	1.960	2.326	2.576

Source: Reproduced in abridged form from Table 1 of E. S. Pearson and H. O. Hartley, *Biometrika Tables for Statisticians*, Vol. 1 (Cambridge: Cambridge University Press, 1954).

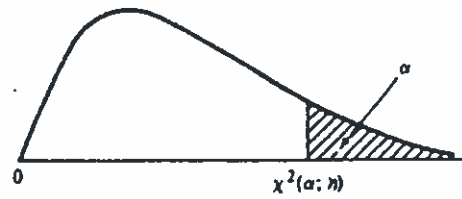
TABELA IV.

## Valores Percentuais da Distribuição t-"Student"



n	$\alpha=0.4$	0.25	0.1	0.05	0.025	0.01	0.005	0.001
1	0.325	1.000	3.078	6.314	12.706	31.821	63.657	318.31
2	.289	0.816	1.886	2.920	4.303	6.965	9.925	22.326
3	.277	.765	1.638	2.353	3.182	4.541	5.841	10.213
4	.271	.741	1.533	2.132	2.776	3.747	4.604	7.173
5	0.267	0.727	1.476	2.015	2.571	3.365	4.032	5.893
6	.265	.718	1.440	1.943	2.447	3.143	3.707	5.208
7	.263	.711	1.415	1.895	2.365	2.998	3.499	4.785
8	.262	.706	1.397	1.860	2.306	2.896	3.355	4.501
9	.261	.703	1.383	1.833	2.262	2.821	3.250	4.297
10	0.260	0.700	1.372	1.812	2.228	2.764	3.169	4.144
11	.260	.697	1.363	1.796	2.201	2.718	3.106	4.025
12	.259	.695	1.356	1.782	2.179	2.681	3.055	3.930
13	.259	.694	1.350	1.771	2.160	2.650	3.012	3.852
14	.258	.692	1.345	1.761	2.145	2.624	2.977	3.787
15	0.258	0.691	1.341	1.753	2.131	2.602	2.947	3.733
16	.258	.690	1.337	1.746	2.120	2.583	2.921	3.686
17	.257	.689	1.333	1.740	2.110	2.567	2.898	3.646
18	.257	.688	1.330	1.734	2.101	2.552	2.878	3.610
19	.257	.688	1.328	1.729	2.093	2.539	2.861	3.579
20	0.257	0.687	1.325	1.725	2.086	2.528	2.845	3.552
21	.257	.686	1.323	1.721	2.080	2.518	2.831	3.527
22	.256	.686	1.321	1.717	2.074	2.508	2.819	3.505
23	.256	.685	1.319	1.714	2.069	2.500	2.807	3.485
24	.256	.685	1.318	1.711	2.064	2.492	2.797	3.467
25	0.256	0.684	1.316	1.708	2.060	2.485	2.787	3.450
26	.256	.684	1.315	1.706	2.056	2.479	2.779	3.435
27	.256	.684	1.314	1.703	2.052	2.473	2.771	3.421
28	.256	.683	1.313	1.701	2.048	2.467	2.763	3.408
29	.256	.683	1.311	1.699	2.045	2.462	2.756	3.396
30	0.256	0.683	1.310	1.697	2.042	2.457	2.750	3.385
40	.255	.681	1.303	1.684	2.021	2.423	2.704	3.307
60	.254	.679	1.296	1.671	2.000	2.390	2.660	3.232
120	.254	.677	1.289	1.658	1.980	2.358	2.617	3.160
$\infty$	.253	.674	1.282	1.645	1.960	2.326	2.576	3.090

TABELA V.



Valores Percentuais da Distribuição do Qui-quadrado

$n \backslash \alpha$	0.995	0.990	0.975	0.950	0.900	0.750	0.500
1	392704 · 10 <sup>-10</sup>	157088 · 10 <sup>-10</sup>	982069 · 10 <sup>-10</sup>	393214 · 10 <sup>-10</sup>	0.0157908	0.1015308	0.454937
2	0.0100251	0.0201007	0.0506356	0.102587	0.210720	0.575364	1.38629
3	0.0717212	0.114832	0.215795	0.351846	0.584375	1.212534	2.36597
4	0.206990	0.297110	0.484419	0.710721	1.063623	1.92255	3.35670
5	0.411740	0.554300	0.831211	1.145476	1.61031	2.67460	4.35146
6	0.675727	0.872085	1.237347	1.63539	2.20413	3.45460	5.34812
7	0.989265	1.239043	1.68987	2.16735	2.83311	4.25485	6.34581
8	1.344419	1.646482	2.17973	2.73264	3.48954	5.07064	7.34412
9	1.734926	2.087912	2.70039	3.32511	4.16816	5.89883	8.34283
10	2.15585	2.55821	3.24697	3.94030	4.86518	6.73720	9.34182
11	2.60321	3.05347	3.81575	4.57481	5.57779	7.58412	10.3410
12	3.07382	3.57056	4.40379	5.22603	6.30380	8.43842	11.3403
13	3.56503	4.10691	5.00874	5.89186	7.04150	9.29906	12.3398
14	4.07468	4.66043	5.62872	6.57063	7.78953	10.1653	13.3393
15	4.60094	5.22935	6.26214	7.26094	8.54675	11.0365	14.3389
16	5.14224	5.81221	6.90766	7.96164	9.31223	11.9122	15.3385
17	5.69724	6.40776	7.56418	8.67176	10.0852	12.7919	16.3381
18	6.26481	7.01491	8.23075	9.39046	10.8649	13.6753	17.3379
19	6.84398	7.63273	8.90655	10.1170	11.6509	14.5620	18.3376
20	7.43386	8.26040	9.59083	10.8508	12.4426	15.4518	19.3374
21	8.03366	8.89720	10.28293	11.5913	13.2396	16.3444	20.3372
22	8.64272	9.54249	10.9823	12.3380	14.0415	17.2396	21.3370
23	9.26042	10.19667	11.6885	13.0905	14.8479	18.1373	22.3369
24	9.88623	10.8564	12.4011	13.8484	15.6587	19.0372	23.3367
25	10.5197	11.5240	13.1197	14.6114	16.4734	19.9393	24.3366
26	11.1603	12.1981	13.8439	15.3791	17.2919	20.8434	25.3364
27	11.8076	12.8786	14.5733	16.1513	18.1138	21.7494	26.3363
28	12.4613	13.5648	15.3079	16.9279	18.9392	22.6572	27.3363
29	13.1211	14.2565	16.0471	17.7083	19.7677	23.5666	28.3362
30	13.7867	14.9535	16.7908	18.4926	20.5992	24.4776	29.3360
40	20.7065	22.1643	24.4331	26.5093	29.0505	33.6603	39.3354
50	27.9907	29.7067	32.3574	34.7642	37.6886	42.9421	49.3349
60	35.5346	37.4848	40.4817	43.1879	46.4589	52.2938	59.3347
70	43.2752	45.4418	48.7576	51.7393	55.3290	61.6983	69.3344
80	51.1720	53.5400	57.1532	60.3915	64.2778	71.1445	79.3343
90	59.1963	61.7541	65.6466	69.1260	73.2912	80.6247	89.3342
100	67.3276	70.0648	74.2219	77.9295	82.3581	90.1332	99.3341
	-2.5758	-2.3263	-1.9600	-1.6449	-1.2816	-0.6745	0.0000

## Valores Percentuais da Distribuição do Qui-quadrado

$n \backslash \alpha$	0.250	0.100	0.050	0.025	0.010	0.005	0.001
1	1.32330	2.70554	3.84146	5.02389	6.63490	7.87944	10.828
2	2.77259	4.60517	5.99147	7.37776	9.21034	10.5966	13.816
3	4.10835	6.25139	7.81473	9.34840	11.3449	12.8381	16.266
4	5.38527	7.77944	9.48773	11.1433	13.2767	14.8602	18.467
5	6.62568	9.23635	11.0705	12.8325	15.0863	16.7496	20.515
6	7.84080	10.6446	12.5916	14.4494	16.8119	18.5476	22.458
7	9.03715	12.0170	14.0671	16.0128	18.4753	20.2777	24.322
8	10.2188	13.3616	15.5073	17.5346	20.0902	21.9550	26.125
9	11.3887	14.6837	16.9190	19.0228	21.6660	23.5893	27.877
10	12.5489	15.9871	18.3070	20.4831	23.2093	25.1882	29.588
11	13.7007	17.2750	19.6751	21.9200	24.7250	26.7569	31.264
12	14.8454	18.5494	21.0261	23.3367	26.2170	28.2995	32.909
13	15.9839	19.8119	22.3621	24.7356	27.6883	29.8194	34.528
14	17.1170	21.0642	23.6848	26.1190	29.1413	31.3193	36.123
15	18.2451	22.3072	24.9958	27.4884	30.5779	32.8013	37.697
16	19.3688	23.5418	26.2962	28.8454	31.9999	34.2672	39.252
17	20.4887	24.7690	27.5871	30.1910	33.4087	35.7185	40.790
18	21.6049	25.9894	28.8693	31.5264	34.8053	37.1564	42.312
19	22.7178	27.2036	30.1435	32.8523	36.1908	38.5822	43.820
20	23.8277	28.4120	31.4104	34.1696	37.5662	39.9968	45.315
21	24.9348	29.6151	32.6705	35.4789	38.9321	41.4010	46.797
22	26.0393	30.8133	33.9244	36.7807	40.2894	42.7956	48.268
23	27.1413	32.0069	35.1725	38.0757	41.6384	44.1813	49.728
24	28.2412	33.1963	36.4151	39.3641	42.9798	45.5585	51.179
25	29.3389	34.3816	37.6525	40.6465	44.3141	46.9278	52.620
26	30.4345	35.5631	38.8852	41.9232	45.6417	48.2899	54.052
27	31.5284	36.7412	40.1133	43.1944	46.9630	49.6449	55.476
28	32.6205	37.9159	41.3372	44.4607	48.2782	50.9933	56.892
29	33.7109	39.0875	42.5569	45.7222	49.5879	52.3356	58.302
30	34.7998	40.2560	43.7729	46.9792	50.8922	53.6720	59.703
40	45.6160	51.8050	55.7585	59.3417	63.6907	66.7659	73.402
50	56.3336	63.1671	67.5048	71.4202	76.1539	79.4900	86.661
60	66.9814	74.3970	79.0819	83.2976	88.3794	91.9517	99.607
70	77.5766	85.5271	90.5312	95.0231	100.425	104.215	112.317
80	88.1303	96.5782	101.879	106.629	112.329	116.321	124.839
90	98.6499	107.565	113.145	118.136	124.116	128.299	137.208
100	109.141	118.498	124.342	129.561	135.807	140.169	149.449
	+0.6745	+1.2816	+1.6449	+1.9600	+2.3263	+2.5758	+3.0902



TABELA VI. Percentage points of the  $F$  distribution

$$F_{25, \nu_1, \nu_2}$$



$\nu_2 \backslash \nu_1$	Degrees of freedom for the numerator ( $\nu_1$ )																		
	1	2	3	4	5	6	7	8	9	10	12	15	20	24	30	40	60	120	$\infty$
1	5.83	7.50	8.20	8.58	8.82	8.98	9.10	9.19	9.26	9.32	9.41	9.49	9.58	9.63	9.67	9.71	9.76	9.80	9.85
2	2.57	3.00	3.15	3.23	3.28	3.31	3.34	3.35	3.37	3.38	3.39	3.41	3.43	3.43	3.44	3.45	3.46	3.47	3.48
3	2.02	2.28	2.36	2.39	2.41	2.42	2.43	2.44	2.44	2.44	2.45	2.46	2.46	2.46	2.47	2.47	2.47	2.47	2.47
4	1.81	2.00	2.05	2.06	2.07	2.08	2.08	2.08	2.08	2.08	2.08	2.08	2.08	2.08	2.08	2.08	2.08	2.08	2.08
5	1.69	1.85	1.88	1.89	1.89	1.89	1.89	1.89	1.89	1.89	1.89	1.89	1.88	1.88	1.88	1.88	1.87	1.87	1.87
6	1.62	1.76	1.78	1.79	1.79	1.78	1.78	1.78	1.77	1.77	1.77	1.76	1.76	1.75	1.75	1.75	1.74	1.74	1.74
7	1.57	1.70	1.72	1.72	1.71	1.71	1.70	1.70	1.70	1.69	1.68	1.68	1.67	1.67	1.66	1.66	1.65	1.65	1.65
8	1.54	1.66	1.67	1.66	1.66	1.65	1.64	1.64	1.63	1.63	1.62	1.62	1.61	1.60	1.60	1.59	1.59	1.58	1.58
9	1.51	1.62	1.63	1.63	1.62	1.61	1.60	1.60	1.59	1.59	1.58	1.57	1.56	1.56	1.55	1.54	1.54	1.53	1.53
10	1.49	1.60	1.60	1.59	1.59	1.58	1.57	1.56	1.56	1.55	1.54	1.53	1.52	1.52	1.51	1.51	1.50	1.49	1.48
11	1.47	1.58	1.58	1.57	1.56	1.55	1.54	1.53	1.53	1.52	1.51	1.50	1.49	1.49	1.48	1.47	1.47	1.46	1.45
12	1.46	1.56	1.56	1.55	1.54	1.53	1.52	1.51	1.51	1.50	1.49	1.48	1.47	1.46	1.45	1.45	1.44	1.43	1.42
13	1.45	1.55	1.55	1.53	1.52	1.51	1.50	1.49	1.49	1.48	1.47	1.46	1.45	1.44	1.43	1.42	1.42	1.41	1.40
14	1.44	1.53	1.53	1.52	1.51	1.50	1.49	1.48	1.47	1.46	1.45	1.44	1.43	1.42	1.41	1.41	1.40	1.39	1.38
15	1.43	1.52	1.52	1.51	1.49	1.48	1.47	1.46	1.46	1.45	1.44	1.43	1.41	1.41	1.40	1.39	1.38	1.37	1.36
16	1.42	1.51	1.51	1.50	1.48	1.47	1.46	1.45	1.44	1.44	1.43	1.41	1.40	1.39	1.38	1.37	1.36	1.35	1.34
17	1.42	1.51	1.50	1.49	1.47	1.46	1.45	1.44	1.43	1.43	1.41	1.40	1.39	1.38	1.37	1.36	1.35	1.34	1.33
18	1.41	1.50	1.49	1.48	1.46	1.45	1.44	1.43	1.42	1.42	1.40	1.39	1.38	1.37	1.36	1.35	1.34	1.33	1.32
19	1.41	1.49	1.49	1.47	1.46	1.44	1.43	1.42	1.41	1.41	1.40	1.38	1.37	1.36	1.35	1.34	1.33	1.32	1.30
20	1.40	1.49	1.48	1.47	1.45	1.44	1.43	1.42	1.41	1.40	1.39	1.37	1.36	1.35	1.34	1.33	1.32	1.31	1.29
21	1.40	1.48	1.48	1.46	1.44	1.43	1.42	1.41	1.40	1.39	1.38	1.37	1.35	1.34	1.33	1.32	1.31	1.30	1.28
22	1.40	1.48	1.47	1.45	1.44	1.42	1.41	1.40	1.39	1.39	1.37	1.36	1.34	1.33	1.32	1.31	1.30	1.29	1.28
23	1.39	1.47	1.47	1.45	1.43	1.42	1.41	1.40	1.39	1.38	1.37	1.35	1.34	1.33	1.32	1.31	1.30	1.28	1.27
24	1.39	1.47	1.46	1.44	1.43	1.41	1.40	1.39	1.38	1.38	1.36	1.35	1.33	1.32	1.31	1.30	1.29	1.28	1.26
25	1.39	1.47	1.46	1.44	1.42	1.41	1.40	1.39	1.38	1.37	1.36	1.34	1.33	1.32	1.31	1.29	1.28	1.27	1.25
26	1.38	1.46	1.45	1.44	1.42	1.41	1.39	1.38	1.37	1.37	1.35	1.34	1.32	1.31	1.30	1.29	1.28	1.26	1.25
27	1.38	1.46	1.45	1.43	1.42	1.40	1.39	1.38	1.37	1.36	1.35	1.33	1.32	1.31	1.30	1.28	1.27	1.26	1.24
28	1.38	1.46	1.45	1.43	1.41	1.40	1.39	1.38	1.37	1.36	1.34	1.33	1.31	1.30	1.29	1.28	1.27	1.25	1.24
29	1.38	1.45	1.45	1.43	1.41	1.40	1.38	1.37	1.36	1.35	1.34	1.32	1.31	1.30	1.29	1.27	1.26	1.25	1.23
30	1.38	1.45	1.44	1.42	1.41	1.39	1.38	1.37	1.36	1.35	1.34	1.32	1.30	1.29	1.28	1.27	1.26	1.24	1.23
40	1.36	1.44	1.42	1.40	1.39	1.37	1.36	1.35	1.34	1.33	1.31	1.30	1.28	1.26	1.25	1.24	1.22	1.21	1.19
60	1.35	1.42	1.41	1.38	1.37	1.35	1.33	1.32	1.31	1.30	1.29	1.27	1.25	1.24	1.22	1.21	1.19	1.17	1.15
120	1.34	1.40	1.39	1.37	1.35	1.33	1.31	1.30	1.29	1.28	1.26	1.24	1.22	1.21	1.19	1.18	1.16	1.13	1.10
$\infty$	1.32	1.39	1.37	1.35	1.33	1.31	1.29	1.28	1.27	1.25	1.24	1.22	1.19	1.18	1.16	1.14	1.12	1.08	1.00

Degrees of freedom for the denominator ( $\nu_2$ )



$\nu_2$	Degrees of freedom for the numerator ( $\nu_1$ )																			
	1	2	3	4	5	6	7	8	9	10	12	15	20	24	30	40	60	120	$\infty$	
1	39.86	49.50	53.59	55.83	57.24	58.20	58.91	59.44	59.86	60.19	60.71	61.22	61.74	62.00	62.26	62.53	62.79	63.06	63.33	
2	8.53	9.00	9.16	9.24	9.29	9.33	9.35	9.37	9.38	9.39	9.41	9.42	9.44	9.45	9.46	9.47	9.47	9.48	9.49	
3	5.54	5.46	5.39	5.34	5.31	5.28	5.27	5.25	5.24	5.23	5.22	5.20	5.18	5.18	5.17	5.16	5.15	5.14	5.13	
4	4.54	4.32	4.19	4.11	4.05	4.01	3.98	3.95	3.94	3.92	3.90	3.87	3.84	3.83	3.82	3.80	3.79	3.78	2.76	
5	4.06	3.78	3.62	3.52	3.45	3.40	3.37	3.34	3.32	3.30	3.27	3.24	3.21	3.19	3.17	3.16	3.14	3.12	3.10	
6	3.78	3.46	3.29	3.18	3.11	3.05	3.01	2.98	2.96	2.94	2.90	2.87	2.84	2.82	2.80	2.78	2.76	2.74	2.72	
7	3.59	3.26	3.07	2.96	2.88	2.83	2.78	2.75	2.72	2.70	2.67	2.63	2.59	2.58	2.56	2.54	2.51	2.49	2.47	
8	3.46	3.11	2.92	2.81	2.73	2.67	2.62	2.59	2.56	2.54	2.50	2.46	2.42	2.40	2.38	2.36	2.34	2.32	2.29	
9	3.36	3.01	2.81	2.69	2.61	2.55	2.51	2.47	2.44	2.42	2.38	2.34	2.30	2.28	2.25	2.23	2.21	2.18	2.16	
10	3.29	2.92	2.73	2.61	2.52	2.46	2.41	2.38	2.35	2.32	2.28	2.24	2.20	2.18	2.16	2.13	2.11	2.08	2.06	
11	3.23	2.86	2.66	2.54	2.45	2.39	2.34	2.30	2.27	2.25	2.21	2.17	2.12	2.10	2.08	2.05	2.03	2.00	1.97	
12	3.18	2.81	2.61	2.48	2.39	2.33	2.28	2.24	2.21	2.19	2.15	2.10	2.06	2.04	2.01	1.99	1.96	1.93	1.90	
13	3.14	2.76	2.56	2.43	2.35	2.28	2.23	2.20	2.16	2.14	2.10	2.05	2.01	1.98	1.96	1.93	1.90	1.88	1.85	
14	3.10	2.73	2.52	2.39	2.31	2.24	2.19	2.15	2.12	2.10	2.05	2.01	1.96	1.94	1.91	1.89	1.86	1.83	1.80	
15	3.07	2.70	2.49	2.36	2.27	2.21	2.16	2.12	2.09	2.06	2.02	1.97	1.92	1.90	1.87	1.85	1.82	1.79	1.76	
16	3.05	2.67	2.46	2.33	2.24	2.18	2.13	2.09	2.06	2.03	1.99	1.94	1.89	1.87	1.84	1.81	1.78	1.75	1.72	
17	3.03	2.64	2.44	2.31	2.22	2.15	2.10	2.06	2.03	2.00	1.96	1.91	1.86	1.84	1.81	1.78	1.75	1.72	1.69	
18	3.01	2.62	2.42	2.29	2.20	2.13	2.08	2.04	2.00	1.98	1.93	1.89	1.84	1.81	1.78	1.75	1.72	1.69	1.66	
19	2.99	2.61	2.40	2.27	2.18	2.11	2.06	2.02	1.98	1.96	1.91	1.86	1.81	1.79	1.76	1.73	1.70	1.67	1.63	
20	2.97	2.59	2.38	2.25	2.16	2.09	2.04	2.00	1.96	1.94	1.89	1.84	1.79	1.77	1.74	1.71	1.68	1.64	1.61	
21	2.96	2.57	2.36	2.23	2.14	2.08	2.02	1.98	1.95	1.92	1.87	1.83	1.78	1.75	1.72	1.69	1.66	1.62	1.59	
22	2.95	2.56	2.35	2.22	2.13	2.06	2.01	1.97	1.93	1.90	1.86	1.81	1.76	1.73	1.70	1.67	1.64	1.60	1.57	
23	2.94	2.55	2.34	2.21	2.11	2.05	1.99	1.95	1.92	1.89	1.84	1.80	1.74	1.72	1.69	1.66	1.62	1.59	1.55	
24	2.93	2.54	2.33	2.19	2.10	2.04	1.98	1.94	1.91	1.88	1.83	1.78	1.73	1.70	1.67	1.64	1.61	1.57	1.53	
25	2.92	2.53	2.32	2.18	2.09	2.02	1.97	1.93	1.89	1.87	1.82	1.77	1.72	1.69	1.66	1.63	1.59	1.56	1.52	
26	2.91	2.52	2.31	2.17	2.08	2.01	1.96	1.92	1.88	1.86	1.81	1.76	1.71	1.68	1.65	1.61	1.58	1.54	1.50	
27	2.90	2.51	2.30	2.17	2.07	2.00	1.95	1.91	1.87	1.85	1.80	1.75	1.70	1.67	1.64	1.60	1.57	1.53	1.49	
28	2.89	2.50	2.29	2.16	2.06	2.00	1.94	1.90	1.87	1.84	1.79	1.74	1.69	1.66	1.63	1.59	1.56	1.52	1.48	
29	2.89	2.50	2.28	2.15	2.06	1.99	1.93	1.89	1.86	1.83	1.78	1.73	1.68	1.65	1.62	1.58	1.55	1.51	1.47	
30	2.88	2.49	2.28	2.14	2.03	1.98	1.93	1.88	1.85	1.82	1.77	1.72	1.67	1.64	1.61	1.57	1.54	1.50	1.46	
40	2.84	2.44	2.23	2.09	2.00	1.93	1.87	1.83	1.79	1.76	1.71	1.66	1.61	1.57	1.54	1.51	1.47	1.42	1.38	
60	2.79	2.39	2.18	2.04	1.95	1.87	1.82	1.77	1.74	1.71	1.66	1.60	1.54	1.51	1.48	1.44	1.40	1.35	1.29	
120	2.75	2.35	2.13	1.99	1.90	1.82	1.77	1.72	1.68	1.65	1.60	1.55	1.48	1.45	1.41	1.37	1.32	1.26	1.19	
$\infty$	2.17	2.30	2.08	1.94	1.85	1.77	1.72	1.67	1.63	1.60	1.55	1.49	1.42	1.38	1.34	1.30	1.24	1.17	1.00	

TABELA VI. Percentage points of the  $F$  distribution (Continued)

		$F_{0.05, \nu_1, \nu_2}$																		
$\nu_2$	$\nu_1$	Degrees of freedom for the numerator ( $\nu_1$ )																		
		1	2	3	4	5	6	7	8	9	10	12	15	20	24	30	40	60	120	$\infty$
1	161.4	199.5	215.7	224.6	230.2	234.0	236.8	238.9	240.5	241.9	243.9	245.9	248.0	249.1	250.1	251.1	252.2	253.3	254.3	
2	18.51	19.00	19.16	19.25	19.30	19.33	19.35	19.37	19.38	19.40	19.41	19.43	19.45	19.45	19.46	19.47	19.48	19.49	19.50	
3	10.13	9.55	9.28	9.12	9.01	8.94	8.89	8.85	8.81	8.79	8.74	8.70	8.66	8.64	8.62	8.59	8.57	8.55	8.53	
4	7.71	6.94	6.59	6.39	6.26	6.16	6.09	6.04	6.00	5.96	5.91	5.86	5.80	5.77	5.75	5.72	5.69	5.66	5.63	
5	6.61	5.79	5.41	5.19	5.05	4.95	4.88	4.82	4.77	4.74	4.68	4.62	4.56	4.53	4.50	4.46	4.43	4.40	4.36	
6	5.99	5.14	4.76	4.53	4.39	4.28	4.21	4.15	4.10	4.06	4.00	3.94	3.87	3.84	3.81	3.77	3.74	3.70	3.67	
7	5.59	4.74	4.35	4.12	3.97	3.87	3.79	3.73	3.68	3.64	3.57	3.51	3.44	3.41	3.38	3.34	3.30	3.27	3.23	
8	5.32	4.46	4.07	3.84	3.69	3.58	3.50	3.44	3.39	3.35	3.28	3.22	3.15	3.12	3.08	3.04	3.01	2.97	2.93	
9	5.12	4.26	3.86	3.63	3.48	3.37	3.29	3.23	3.18	3.14	3.07	3.01	2.94	2.90	2.86	2.83	2.79	2.75	2.71	
10	4.96	4.10	3.71	3.48	3.33	3.22	3.14	3.07	3.02	2.98	2.91	2.85	2.77	2.74	2.70	2.66	2.62	2.58	2.54	
11	4.48	3.98	3.59	3.36	3.20	3.09	3.01	2.95	2.90	2.85	2.79	2.72	2.65	2.61	2.57	2.53	2.49	2.45	2.40	
12	4.75	3.89	3.49	3.26	3.11	3.00	2.91	2.85	2.80	2.75	2.69	2.62	2.54	2.51	2.47	2.43	2.38	2.34	2.30	
13	4.67	3.81	3.41	3.18	3.03	2.92	2.83	2.77	2.71	2.67	2.60	2.53	2.46	2.42	2.38	2.34	2.30	2.25	2.21	
14	4.60	3.74	3.34	3.11	2.96	2.85	2.76	2.70	2.65	2.60	2.53	2.46	2.39	2.35	2.31	2.27	2.22	2.18	2.13	
15	4.54	3.68	3.29	3.06	2.90	2.79	2.71	2.64	2.59	2.54	2.48	2.40	2.33	2.29	2.25	2.20	2.16	2.11	2.07	
16	4.49	3.63	3.24	3.01	2.85	2.74	2.66	2.59	2.54	2.49	2.42	2.35	2.28	2.24	2.19	2.15	2.11	2.06	2.01	
17	4.45	3.59	3.20	2.96	2.81	2.70	2.61	2.55	2.49	2.45	2.38	2.31	2.23	2.19	2.15	2.10	2.06	2.01	1.96	
18	4.41	3.55	3.16	2.93	2.77	2.66	2.58	2.51	2.46	2.41	2.34	2.27	2.19	2.15	2.11	2.06	2.02	1.97	1.92	
19	4.38	3.52	3.13	2.90	2.74	2.63	2.54	2.48	2.42	2.38	2.31	2.23	2.16	2.11	2.07	2.03	1.98	1.93	1.88	
20	4.35	3.49	3.10	2.87	2.71	2.60	2.51	2.45	2.39	2.35	2.28	2.20	2.12	2.08	2.04	1.99	1.95	1.90	1.84	
21	4.32	3.47	3.07	2.84	2.68	2.57	2.49	2.42	2.37	2.32	2.25	2.18	2.10	2.05	2.01	1.96	1.92	1.87	1.81	
22	4.30	3.44	3.05	2.82	2.66	2.55	2.46	2.40	2.34	2.30	2.23	2.15	2.07	2.03	1.98	1.94	1.89	1.84	1.78	
23	4.28	3.42	3.03	2.80	2.64	2.53	2.44	2.37	2.32	2.27	2.20	2.13	2.05	2.01	1.96	1.91	1.86	1.81	1.76	
24	4.26	3.40	3.01	2.78	2.62	2.51	2.42	2.36	2.30	2.25	2.18	2.11	2.03	1.98	1.94	1.89	1.84	1.79	1.73	
25	4.24	3.39	2.99	2.76	2.60	2.49	2.40	2.34	2.28	2.24	2.16	2.09	2.01	1.96	1.92	1.87	1.82	1.77	1.71	
26	4.23	3.37	2.98	2.74	2.59	2.47	2.39	2.32	2.27	2.22	2.15	2.07	1.99	1.95	1.90	1.85	1.80	1.75	1.69	
27	4.21	3.35	2.96	2.73	2.57	2.46	2.37	2.31	2.25	2.20	2.13	2.06	1.97	1.93	1.88	1.84	1.79	1.73	1.67	
28	4.20	3.34	2.95	2.71	2.56	2.45	2.36	2.29	2.24	2.19	2.12	2.04	1.96	1.91	1.87	1.82	1.77	1.71	1.65	
29	4.18	3.33	2.93	2.70	2.55	2.43	2.35	2.28	2.22	2.18	2.10	2.03	1.94	1.90	1.85	1.81	1.75	1.70	1.64	
30	4.17	3.32	2.92	2.69	2.53	2.42	2.33	2.27	2.21	2.16	2.09	2.01	1.93	1.89	1.84	1.79	1.74	1.68	1.62	
40	4.08	3.23	2.84	2.61	2.45	2.34	2.25	2.18	2.12	2.08	2.00	1.92	1.84	1.79	1.74	1.69	1.64	1.58	1.51	
60	4.00	3.15	2.76	2.53	2.37	2.25	2.17	2.10	2.04	1.99	1.92	1.84	1.75	1.70	1.65	1.59	1.53	1.47	1.39	
120	3.92	3.07	2.68	2.45	2.29	2.17	2.09	2.02	1.96	1.91	1.83	1.75	1.66	1.61	1.55	1.55	1.43	1.35	1.25	
$\infty$	3.84	3.00	2.60	2.37	2.21	2.10	2.01	1.94	1.88	1.83	1.75	1.67	1.57	1.52	1.46	1.39	1.32	1.22	1.00	

TABELA VI Percentage points of the F distribution (Continued)

$$F_{0.025, \nu_1, \nu_2}$$

$\nu_2$	$\nu_1$	Degrees of freedom for the numerator ( $\nu_1$ )																		
		1	2	3	4	5	6	7	8	9	10	12	15	20	24	30	40	60	120	$\infty$
1	1	647.8	799.5	864.2	899.6	921.8	937.1	948.2	956.7	963.3	968.6	976.7	984.9	993.1	997.2	1001	1006	1010	1014	1018
2	1	38.51	39.00	39.17	39.25	39.30	39.33	39.36	39.37	39.39	39.40	39.41	39.43	39.45	39.46	39.46	39.47	29.48	39.49	39.50
3	1	17.44	16.04	15.44	15.10	14.88	14.73	14.62	14.54	14.47	14.42	14.34	14.25	14.17	14.12	14.08	14.04	13.99	13.95	13.90
4	1	12.22	10.65	9.98	9.60	9.36	9.20	9.07	8.98	8.90	8.84	8.75	8.66	8.56	8.51	8.46	8.41	8.36	8.31	8.26
5	1	10.01	8.43	7.76	7.39	7.15	6.98	6.85	6.76	6.68	6.62	6.52	6.43	6.33	6.28	6.23	6.18	6.12	6.07	6.02
6	1	8.81	7.26	6.60	6.23	5.99	5.82	5.70	5.60	5.52	5.46	5.37	5.27	5.17	5.12	5.07	5.01	4.96	4.90	4.85
7	1	8.07	6.54	5.89	5.52	5.29	5.12	4.99	4.90	4.82	4.76	4.67	4.57	4.47	4.42	4.36	4.31	4.25	4.20	4.14
8	1	7.57	6.06	5.42	5.05	4.82	4.65	4.53	4.43	4.36	4.30	4.20	4.10	4.00	3.95	3.89	3.84	3.78	3.73	3.67
9	1	7.21	5.71	5.08	4.72	4.48	4.32	4.20	4.10	4.03	3.96	3.87	3.77	3.67	3.61	3.56	3.51	3.45	3.39	3.33
10	1	6.94	5.46	4.83	4.47	4.24	4.07	3.95	3.85	3.78	3.72	3.62	3.52	3.42	3.37	3.31	3.26	3.20	3.14	3.08
11	1	6.72	5.26	4.63	4.28	4.04	3.88	3.76	3.66	3.59	3.53	3.43	3.33	3.23	3.17	3.12	3.06	3.00	2.94	2.88
12	1	6.55	5.10	4.47	4.12	3.89	3.73	3.61	3.51	3.44	3.37	3.28	3.18	3.07	3.02	2.96	2.91	2.85	2.79	2.72
13	1	6.41	4.97	4.35	4.00	3.77	3.60	3.48	3.39	3.31	3.25	3.15	3.05	2.95	2.89	2.84	2.78	2.72	2.66	2.60
14	1	6.30	4.86	4.24	3.89	3.66	3.50	3.38	3.29	3.21	3.15	3.05	2.95	2.84	2.79	2.73	2.67	2.61	2.55	2.49
15	1	6.20	4.77	4.15	3.80	3.58	3.41	3.29	3.20	3.12	3.06	2.96	2.86	2.76	2.70	2.64	2.59	2.52	2.46	2.40
16	1	6.12	4.69	4.08	3.73	3.50	3.34	3.22	3.12	3.05	2.99	2.89	2.79	2.68	2.63	2.57	2.51	2.45	2.38	2.32
17	1	6.04	4.62	4.01	3.66	3.44	3.28	3.16	3.06	2.98	2.92	2.82	2.72	2.62	2.56	2.50	2.44	2.38	2.32	2.25
18	1	5.98	4.56	3.95	3.61	3.38	3.22	3.10	3.01	2.93	2.87	2.77	2.67	2.56	2.50	2.44	2.38	2.32	2.26	2.19
19	1	5.92	4.51	3.90	3.56	3.33	3.17	3.05	2.96	2.88	2.82	2.72	2.62	2.51	2.45	2.39	2.33	2.27	2.20	2.13
20	1	5.87	4.46	3.86	3.51	3.29	3.13	3.01	2.91	2.84	2.77	2.68	2.57	2.46	2.41	2.35	2.29	2.22	2.16	2.09
21	1	5.83	4.42	3.82	3.48	3.25	3.09	2.97	2.87	2.80	2.73	2.64	2.53	2.42	2.37	2.31	2.25	2.18	2.11	2.04
22	1	5.79	4.38	3.78	3.44	3.22	3.05	2.93	2.84	2.76	2.70	2.60	2.50	2.39	2.33	2.27	2.21	2.14	2.08	2.00
23	1	5.75	4.35	3.75	3.41	3.18	3.02	2.90	2.81	2.73	2.67	2.57	2.47	2.36	2.30	2.24	2.18	2.11	2.04	1.97
24	1	5.72	4.32	3.72	3.38	3.15	2.99	2.87	2.78	2.70	2.64	2.54	2.44	2.33	2.27	2.21	2.15	2.08	2.01	1.94
25	1	5.69	4.29	3.69	3.35	3.13	2.97	2.85	2.75	2.68	2.61	2.51	2.41	2.30	2.24	2.18	2.12	2.05	1.98	1.91
26	1	5.66	4.27	3.67	3.33	3.10	2.94	2.82	2.73	2.65	2.59	2.49	2.39	2.28	2.22	2.16	2.09	2.03	1.95	1.88
27	1	5.63	4.24	3.65	3.31	3.08	2.92	2.80	2.71	2.63	2.57	2.47	2.36	2.25	2.19	2.13	2.07	2.00	1.93	1.85
28	1	5.61	4.22	3.63	3.29	3.06	2.90	2.78	2.69	2.61	2.55	2.45	2.34	2.23	2.17	2.11	2.05	1.98	1.91	1.83
29	1	5.59	4.20	3.61	3.27	3.04	2.88	2.76	2.67	2.59	2.53	2.43	2.32	2.21	2.15	2.09	2.03	1.96	1.89	1.81
30	1	5.57	4.18	3.59	3.25	3.03	2.87	2.75	2.65	2.57	2.51	2.41	2.31	2.20	2.14	2.07	2.01	1.94	1.87	1.79
40	1	5.42	4.05	3.46	3.13	2.90	2.74	2.62	2.53	2.45	2.39	2.29	2.18	2.07	2.01	1.94	1.88	1.80	1.72	1.64
60	1	5.29	3.93	3.34	3.01	2.79	2.63	2.51	2.41	2.33	2.27	2.17	2.06	1.94	1.88	1.82	1.74	1.67	1.58	1.48
120	1	5.15	3.80	3.23	2.89	2.67	2.52	2.39	2.30	2.22	2.16	2.05	1.94	1.82	1.76	1.69	1.61	1.53	1.43	1.31
$\infty$	1	5.02	3.69	3.12	2.79	2.57	2.41	2.29	2.19	2.11	2.05	1.94	1.83	1.71	1.64	1.57	1.48	1.39	1.27	1.00

TABELA VI. Percentage points of the  $F$  distribution (Continued)

$$F_{.01, \nu_1, \nu_2}$$

$\nu_2$	$\nu_1$	Degrees of freedom for the numerator ( $\nu_1$ )																		
		1	2	3	4	5	6	7	8	9	10	12	15	20	24	30	40	60	120	$\infty$
1	1	4052	4999.5	5403	5625	5764	5859	5928	5982	6022	6056	6106	6157	6209	6235	6261	6287	6313	6339	6366
2	1	98.50	99.00	99.17	99.25	99.30	99.33	99.36	99.37	99.39	99.40	99.42	99.43	99.45	99.46	99.47	99.47	99.48	99.49	99.50
3	1	34.12	30.82	29.46	28.71	28.24	27.91	27.67	27.49	27.35	27.23	27.05	26.87	26.69	26.00	26.50	26.41	26.32	26.22	26.13
4	1	21.20	18.00	16.69	15.98	15.52	15.21	14.98	14.80	14.66	14.55	14.37	14.20	14.02	13.93	13.84	13.75	13.65	13.56	13.46
5	1	16.26	13.27	12.06	11.39	10.97	10.67	10.46	10.29	10.16	10.05	9.89	9.72	9.55	9.47	9.38	9.29	9.20	9.11	9.02
6	1	13.75	10.92	9.78	9.15	8.75	8.47	8.26	8.10	7.98	7.87	7.72	7.56	7.40	7.31	7.23	7.14	7.06	6.97	6.88
7	1	12.25	9.55	8.45	7.85	7.46	7.19	6.99	6.84	6.72	6.62	6.47	6.31	6.16	6.07	5.99	5.91	5.82	5.74	5.65
8	1	11.26	8.65	7.59	7.01	6.63	6.37	6.18	6.03	5.91	5.81	5.67	5.52	5.36	5.28	5.20	5.12	5.03	4.95	4.86
9	1	10.56	8.02	6.99	6.42	6.06	5.80	5.61	5.47	5.35	5.26	5.11	4.96	4.81	4.73	4.65	4.57	4.48	4.40	4.31
10	1	10.04	7.56	6.55	5.99	5.64	5.39	5.20	5.06	4.94	4.85	4.71	4.56	4.41	4.33	4.25	4.17	4.08	4.00	3.91
11	1	9.65	7.21	6.22	5.67	5.32	5.07	4.89	4.74	4.63	4.54	4.40	4.25	4.10	4.02	3.94	3.86	3.78	3.69	3.60
12	1	9.33	6.93	5.95	5.41	5.06	4.82	4.64	4.50	4.39	4.30	4.16	4.01	3.86	3.78	3.70	3.62	3.54	3.45	3.36
13	1	9.07	6.70	5.74	5.21	4.86	4.62	4.44	4.30	4.19	4.10	3.96	3.82	3.66	3.59	3.51	3.43	3.34	3.25	3.17
14	1	8.86	6.51	5.56	5.04	4.69	4.46	4.28	4.14	4.03	3.94	3.80	3.66	3.51	3.43	3.35	3.27	3.18	3.09	3.00
15	1	8.68	6.36	5.42	4.89	4.56	4.32	4.14	4.00	3.89	3.80	3.67	3.52	3.37	3.29	3.21	3.13	3.05	2.96	2.87
16	1	8.53	6.23	5.29	4.77	4.44	4.20	4.03	3.89	3.78	3.69	3.55	3.41	3.26	3.18	3.10	3.02	2.93	2.84	2.75
17	1	8.40	6.11	5.18	4.67	4.34	4.10	3.93	3.79	3.68	3.59	3.46	3.31	3.16	3.08	3.00	2.92	2.83	2.75	2.66
18	1	8.29	6.01	5.09	4.58	4.25	4.01	3.84	3.71	3.60	3.51	3.37	3.23	3.08	3.00	2.92	2.84	2.76	2.67	2.59
19	1	8.18	5.93	5.01	4.50	4.17	3.94	3.77	3.63	3.52	3.43	3.30	3.15	3.00	2.92	2.84	2.76	2.67	2.58	2.50
20	1	8.10	5.85	4.94	4.43	4.10	3.87	3.70	3.56	3.46	3.37	3.23	3.09	2.94	2.86	2.78	2.69	2.61	2.52	2.44
21	1	8.02	5.78	4.87	4.37	4.04	3.81	3.64	3.51	3.40	3.31	3.17	3.03	2.88	2.80	2.72	2.64	2.55	2.46	2.38
22	1	7.95	5.72	4.82	4.31	3.99	3.76	3.59	3.45	3.35	3.26	3.12	2.98	2.83	2.75	2.67	2.58	2.50	2.40	2.31
23	1	7.88	5.66	4.76	4.26	3.94	3.71	3.54	3.41	3.30	3.21	3.07	2.93	2.78	2.70	2.62	2.54	2.45	2.35	2.26
24	1	7.82	5.61	4.72	4.22	3.90	3.67	3.50	3.36	3.26	3.17	3.03	2.89	2.74	2.66	2.58	2.49	2.40	2.31	2.21
25	1	7.77	5.57	4.68	4.18	3.85	3.63	3.46	3.32	3.22	3.13	2.99	2.85	2.70	2.62	2.54	2.45	2.36	2.27	2.17
26	1	7.72	5.53	4.64	4.14	3.82	3.59	3.42	3.29	3.18	3.09	2.96	2.81	2.66	2.58	2.50	2.42	2.33	2.23	2.13
27	1	7.68	5.49	4.60	4.11	3.78	3.56	3.39	3.26	3.15	3.06	2.93	2.78	2.63	2.55	2.47	2.38	2.29	2.20	2.10
28	1	7.64	5.45	4.57	4.07	3.75	3.53	3.36	3.23	3.12	3.03	2.90	2.75	2.60	2.52	2.44	2.35	2.26	2.17	2.06
29	1	7.60	5.42	4.54	4.04	3.73	3.50	3.33	3.20	3.09	3.00	2.87	2.73	2.57	2.49	2.41	2.33	2.23	2.14	2.03
30	1	7.56	5.39	4.51	4.02	3.70	3.47	3.30	3.17	3.07	2.98	2.84	2.70	2.55	2.47	2.39	2.30	2.21	2.11	2.01
40	1	7.31	5.18	4.31	3.83	3.51	3.29	3.12	2.99	2.89	2.80	2.66	2.52	2.37	2.29	2.20	2.11	2.02	1.92	1.80
60	1	7.08	4.98	4.13	3.65	3.34	3.12	2.95	2.82	2.72	2.63	2.50	2.35	2.20	2.12	2.03	1.94	1.84	1.73	1.60
120	1	6.85	4.79	3.95	3.48	3.17	2.96	2.79	2.66	2.56	2.47	2.34	2.19	2.03	1.95	1.86	1.76	1.66	1.53	1.38
$\infty$	1	6.63	4.61	3.78	3.32	3.02	2.80	2.64	2.51	2.41	2.32	2.18	2.04	1.88	1.79	1.70	1.59	1.47	1.32	1.00

Source: Adapted with permission from *Biometrika Tables for Statisticians*, Vol. 1, 3rd ed., by E. S. Pearson and H. O. Hartley, Cambridge University Press, Cambridge, 1966.

## DISTRIBUIÇÕES DISCRETAS

Distribuição	Função de probabilidade	Espaço dos parâmetros	Valor médio	Variância	Função geradora de momentos
Uniforme	$\frac{1}{n}$ $x = 1, 2, \dots, n$	$n = 1, 2, 3, \dots$	$\frac{n+1}{2}$	$\frac{n^2-1}{12}$	$\frac{e^t(1-e^{nt})}{n(1-e^t)}$ $t \neq 0$
Bernoulli	$p^x(1-p)^{1-x}$ $x = 0, 1$	$0 < p < 1$ $(q = 1-p)$	$p$	$pq$	$q + p e^t$
Binomial	$\binom{n}{x} p^x q^{n-x}$ $x = 0, 1, \dots, n$	$0 < p < 1$ $n = 1, 2, 3, \dots$ $(q = 1-p)$	$np$	$npq$	$(q + p e^t)^n$
Hipergeométrica	$\frac{\binom{k}{x} \binom{N-k}{n-x}}{\binom{N}{n}}$ $\max(0, n-N+k) \leq x \leq \min(n, k)$	$N = 1, 2, \dots$ $k = 0, 1, \dots, N$ $n = 1, 2, \dots, N$	$n \frac{k}{N}$	$\frac{nk(N-k)(N-n)}{N^2(N-1)}$	—
Poisson	$\frac{e^{-\lambda} \lambda^x}{x!}$ $x = 0, 1, 2, \dots$	$\lambda > 0$	$\lambda$	$\lambda$	$\exp[\lambda(e^t - 1)]$
Geométrica	$pq^{x-1}$ $x = 1, 2, \dots$	$0 < p < 1$ $(q = 1-p)$	$\frac{1}{p}$	$\frac{q}{p^2}$	$\frac{pe^t}{1-qe^t}$ $q e^t < 1$
Binomial Negativa	$\binom{x-1}{k-1} p^k q^{x-k}$ $x = k, k+1, \dots$	$0 < p < 1$ $k = 1, 2, \dots$ $(q = 1-p)$	$\frac{k}{p}$	$\frac{kq}{p^2}$	$\left(\frac{pe^t}{1-qe^t}\right)^k$ $q e^t < 1$

DISTRIBUIÇÕES CONTÍNUAS

Distribuição	Função densidade	Espaço dos parâmetros	Valor médio	Variância	Função geradora de momentos
Uniforme	$\begin{cases} \frac{1}{b-a} & a < x < b \\ 0 & \text{o.v.} \end{cases}$	$-\infty < a < b < +\infty$	$\frac{a+b}{2}$	$\frac{(b-a)^2}{12}$	$\frac{e^{bt} - e^{at}}{(b-a)t}$ $t \neq 0$
Normal	$\frac{1}{\sigma \sqrt{2\pi}} \exp \left[ -\frac{1}{2} \left( \frac{x - \mu}{\sigma} \right)^2 \right]$ $-\infty < x < +\infty$	$-\infty < \mu < +\infty$ $\sigma > 0$	$\mu$	$\sigma^2$	$e^{\mu t + \frac{1}{2}\sigma^2 t^2}$
Gama	$\begin{cases} \frac{1}{\beta^\alpha \Gamma(\alpha)} x^{\alpha-1} e^{-x/\beta} & x > 0 \\ 0 & x \leq 0 \end{cases}$	$\beta > 0$ $\alpha > 0$	$\alpha\beta$	$\alpha\beta^2$	$\left( \frac{1}{1 - \beta t} \right)^\alpha$ $t < 1/\beta$
Exponencial	$\begin{cases} \frac{1}{\beta} e^{-x/\beta} & x > 0 \\ 0 & x \leq 0 \end{cases}$	$\beta > 0$	$\beta$	$\beta^2$	$\frac{1}{1 - \beta t}$ $t < 1/\beta$
$\chi^2$	$\begin{cases} \frac{x^{n/2-1} e^{-x/2}}{2^{n/2} \Gamma(n/2)} & x > 0 \\ 0 & x \leq 0 \end{cases}$	$n = 1, 2, \dots$	$n$	$2n$	$\frac{1}{(1 - 2t)^{n/2}}$ $t < 1/2$
$t$	$\frac{\Gamma(\frac{n+1}{2})}{\sqrt{n\pi} \Gamma(\frac{n}{2})} \left( 1 + \frac{x^2}{n} \right)^{-\frac{(n+1)}{2}}$ $-\infty < x < +\infty$	$n > 0$	$0$ $(n > 1)$	$\frac{n}{n-2}$ $(n > 2)$	não existe
$F$	$\frac{\Gamma(\frac{m+n}{2}) \Gamma(\frac{m}{2})}{\Gamma(\frac{m}{2}) \Gamma(\frac{n}{2})} \frac{x^{\frac{(m-2)}{2}}}{\left( 1 + \frac{mx}{n} \right)^{\frac{m+n}{2}}}$ $x > 0$	$m, n = 1, 2, \dots$	$\frac{n}{n-2}$ $(n > 2)$	$\frac{2n^2(m+n-2)}{m(n-2)^2(n-4)}$ $(n > 4)$	não existe



INTERVALOS DE CONFIANÇA (a (1 - α) \* 100%) PARA MÉDIAS, VARIÂNCIAS E PROPORÇÕES

Parâmetros	Condições	
$\mu$	dist. normal e $\sigma$ conhecido; ou $n$ 'grande' (se $\sigma$ desconh. usar s-desvio padrão amostral)	$\bar{x} - z_{\alpha/2} \sigma / \sqrt{n} < \mu < \bar{x} + z_{\alpha/2} \sigma / \sqrt{n}$
$\mu$	$\sigma$ desconhecido, distribuição normal	$\bar{x} - t_{\alpha/2; (n-1)} s / \sqrt{n} < \mu < \bar{x} + t_{\alpha/2; (n-1)} s / \sqrt{n}$
$\mu_1 - \mu_2$	amostras independentes, -pop. normais e $\sigma_1$ e $\sigma_2$ conhecidos ou $n_1, n_2$ 'grandes'	$\bar{x}_1 - \bar{x}_2 - z_{\alpha/2} \sqrt{(\sigma_1^2/n_1) + (\sigma_2^2/n_2)} < \mu_1 - \mu_2 < \bar{x}_1 - \bar{x}_2 + z_{\alpha/2} \sqrt{(\sigma_1^2/n_1) + (\sigma_2^2/n_2)}$
$\mu_1 - \mu_2$	amostras independentes, pop. normais e $\sigma_1$ e $\sigma_2$ desconhec. mas supostos iguais	$\bar{x}_1 - \bar{x}_2 - t_{\alpha/2; (n_1+n_2-2)} s_p \sqrt{(1/n_1) + (1/n_2)} < \mu_1 - \mu_2 < \bar{x}_1 - \bar{x}_2 + t_{\alpha/2; (n_1+n_2-2)} s_p \sqrt{(1/n_1) + (1/n_2)}$ $s_p = \sqrt{\frac{(n_1-1)s_1^2 + (n_2-1)s_2^2}{n_1+n_2-2}}$
$\mu_D$ diferença de médias	amostras emparelhadas; -pop. das diferenças normal e $\sigma_D$ conhecido) ou $n$ 'grande'	$\bar{d} - z_{\alpha/2} \sigma_D / \sqrt{n} < \mu_D < \bar{d} + z_{\alpha/2} \sigma_D / \sqrt{n}$ $c/ d_j = x_{1j} - x_{2j}$
$\mu_D$ diferença de médias	amostras emparelhadas; $\sigma_D$ desconhec. e pop. das diferenças normal	$\bar{d} - t_{\alpha/2; (n-1)} s_D / \sqrt{n} < \mu_D < \bar{d} + t_{\alpha/2; (n-1)} s_D / \sqrt{n}$
$\sigma^2$	distribuição normal	$\frac{(n-1)s^2}{\chi_{\alpha/2; (n-1)}^2} < \sigma^2 < \frac{(n-1)s^2}{\chi_{1-\alpha/2; (n-1)}^2}$
$\sigma_1^2/\sigma_2^2$	distribuições normais ind.	$\frac{s_1^2}{s_2^2} \frac{1}{f_{\alpha/2; (n_1-1, n_2-1)}} < \frac{\sigma_1^2}{\sigma_2^2} < \frac{s_1^2}{s_2^2} f_{\alpha/2; (n_2-1, n_1-1)}$
$p$	provas repetidas independência $n$ 'grande'	$\hat{p} - z_{\alpha/2} \sqrt{\hat{p}\hat{q}/n} < p < \hat{p} + z_{\alpha/2} \sqrt{\hat{p}\hat{q}/n}$
$p_1 - p_2$	$n_1$ e $n_2$ 'grandes'	$\hat{p}_1 - \hat{p}_2 - z_{\alpha/2} \sqrt{\hat{p}_1\hat{q}_1/n_1 + \hat{p}_2\hat{q}_2/n_2} < p_1 - p_2 < \hat{p}_1 - \hat{p}_2 + z_{\alpha/2} \sqrt{\hat{p}_1\hat{q}_1/n_1 + \hat{p}_2\hat{q}_2/n_2}$

TESTES A MÉDIAS, VARIÂNCIAS E PROPORÇÕES

Parâmetros	Condições	$H_0$	$H_1$	Estatística	Região Crítica
$\mu$	dist. normal e $\sigma$ conhecido; ou $n$ 'grande' (se $\sigma$ desconhec. usar $s$ -desvio padrão amostral)	$\mu = \mu_0$ $\mu \leq \mu_0$ $\mu \geq \mu_0$	$\mu \neq \mu_0$ $\mu > \mu_0$ $\mu < \mu_0$	$Z = \frac{\bar{X} - \mu_0}{\sigma/\sqrt{n}}$	$Z < -z_{\alpha/2}$ ou $Z > z_{\alpha/2}$ $Z > z_{\alpha}$ $Z < -z_{\alpha}$
$\mu$	$\sigma$ desconhecido distribuição normal	$\mu = \mu_0$ $\mu \leq \mu_0$ $\mu \geq \mu_0$	$\mu \neq \mu_0$ $\mu > \mu_0$ $\mu < \mu_0$	$T = \frac{\bar{X} - \mu_0}{S_s/\sqrt{n}}$ c/ $(n-1)$ g.l.	$T < -t_{\alpha/2}$ ou $T > t_{\alpha/2}$ $T > t_{\alpha}$ $T < -t_{\alpha}$
$\mu_1 - \mu_2$	amostras independentes pop. normais e $\sigma_1$ e $\sigma_2$ conhec. ou $n_1$ e $n_2$ 'grandes'	$\mu_1 = \mu_2$ $\mu_1 \leq \mu_2$ $\mu_1 \geq \mu_2$	$\mu_1 \neq \mu_2$ $\mu_1 > \mu_2$ $\mu_1 < \mu_2$	$Z = \frac{\bar{X}_1 - \bar{X}_2}{\sqrt{(\sigma_1^2/n_1) + (\sigma_2^2/n_2)}}$	$Z < -z_{\alpha/2}$ ou $Z > z_{\alpha/2}$ $Z > z_{\alpha}$ $Z < -z_{\alpha}$
$\mu_1 - \mu_2$	amostras independentes, pop. normais e $\sigma_1$ e $\sigma_2$ desconh. mas supostos iguais	$\mu_1 = \mu_2$ $\mu_1 \leq \mu_2$ $\mu_1 \geq \mu_2$	$\mu_1 \neq \mu_2$ $\mu_1 > \mu_2$ $\mu_1 < \mu_2$	$T = \frac{\bar{X}_1 - \bar{X}_2}{S_p \sqrt{(1/n_1) + (1/n_2)}}$ $S_p = \sqrt{\frac{(n_1-1)S_1^2 + (n_2-1)S_2^2}{n_1+n_2-2}}$ c/ $(n_1 + n_2 - 2)$ g.l.	$T < -t_{\alpha/2}$ ou $T > t_{\alpha/2}$ $T > t_{\alpha}$ $T < -t_{\alpha}$
$\mu_D$ diferença de duas médias	amostras emparelhadas; pop. das diferenças normal e $\sigma_D$ conhecido; ou $n$ 'grande'	$\mu_D = 0$ $\mu_D \leq 0$ $\mu_D \geq 0$	$\mu_D \neq 0$ $\mu_D > 0$ $\mu_D < 0$	$Z = \frac{\bar{D}}{\sigma_D/\sqrt{n}}$ c/ $D_j = X_{1j} - X_{2j}$	$Z < -z_{\alpha/2}$ ou $Z > z_{\alpha/2}$ $Z > z_{\alpha}$ $Z < -z_{\alpha}$
$\mu_D$ diferença de duas médias	amostras emparelhadas; pop. das diferenças normal e $\sigma_D$ desconhec.	$\mu_D = 0$ $\mu_D \leq 0$ $\mu_D \geq 0$	$\mu_D \neq 0$ $\mu_D > 0$ $\mu_D < 0$	$T = \frac{\bar{D}}{S_D/\sqrt{n}}$ c/ $(n-1)$ g.l.	$T < -t_{\alpha/2}$ ou $T > t_{\alpha/2}$ $T > t_{\alpha}$ $T < -t_{\alpha}$
$\sigma^2$	distribuição normal	$\sigma^2 = \sigma_0^2$ $\sigma^2 \leq \sigma_0^2$ $\sigma^2 \geq \sigma_0^2$	$\sigma^2 \neq \sigma_0^2$ $\sigma^2 > \sigma_0^2$ $\sigma^2 < \sigma_0^2$	$\chi^2 = \frac{(n-1)S^2}{\sigma_0^2}$ c/ $(n-1)$ g.l.	$\chi^2 < \chi_{1-\alpha/2}^2$ ou $\chi^2 > \chi_{\alpha/2}^2$ $\chi^2 > \chi_{\alpha}^2$ $\chi^2 < \chi_{1-\alpha}^2$
$\frac{\sigma_1^2}{\sigma_2^2}$	distribuições normais independ.	$\sigma_1^2 = \sigma_2^2$ $\sigma_1^2 \leq \sigma_2^2$ $\sigma_1^2 \geq \sigma_2^2$	$\sigma_1^2 \neq \sigma_2^2$ $\sigma_1^2 > \sigma_2^2$ $\sigma_1^2 < \sigma_2^2$	$F = \frac{S_1^2}{S_2^2}$ c/ $(n_1 - 1, n_2 - 1)$ g.l.	$F < f_{1-\alpha/2}$ ou $F > f_{\alpha/2}$ $F > f_{\alpha}$ $F < f_{1-\alpha}$
$p$	provas repetidas independência $n$ 'grande'	$p = p_0$ $p \leq p_0$ $p \geq p_0$	$p \neq p_0$ $p > p_0$ $p < p_0$	$Z = \frac{X - n p_0}{\sqrt{n p_0 (1 - p_0)}}$	$Z < -z_{\alpha/2}$ ou $Z > z_{\alpha/2}$ $Z > z_{\alpha}$ $Z < -z_{\alpha}$
$p_1 - p_2$	$n_1$ e $n_2$ 'grandes'	$p_1 = p_2$ $p_1 \leq p_2$ $p_1 \geq p_2$	$p_1 \neq p_2$ $p_1 > p_2$ $p_1 < p_2$	$Z = \frac{\hat{p}_1 - \hat{p}_2}{\sqrt{\hat{p}\hat{q}(1/n_1 + 1/n_2)}}$ com $\hat{p} = \frac{z_1 + z_2}{n_1 + n_2}$	$Z < -z_{\alpha/2}$ ou $Z > z_{\alpha/2}$ $Z > z_{\alpha}$ $Z < -z_{\alpha}$